



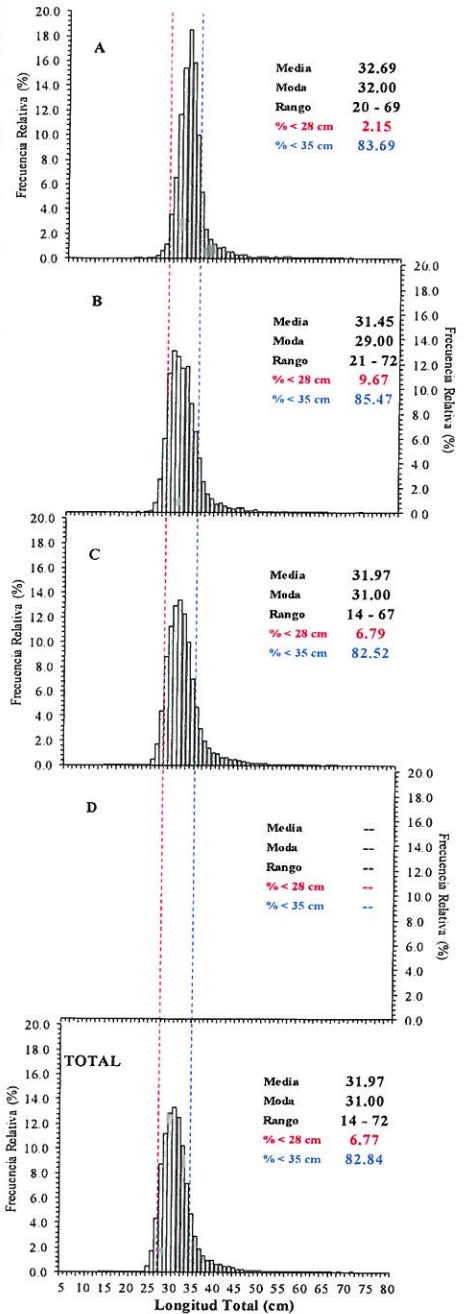
Reporte 1. Pesquería de Merluza

26 de marzo de 2017

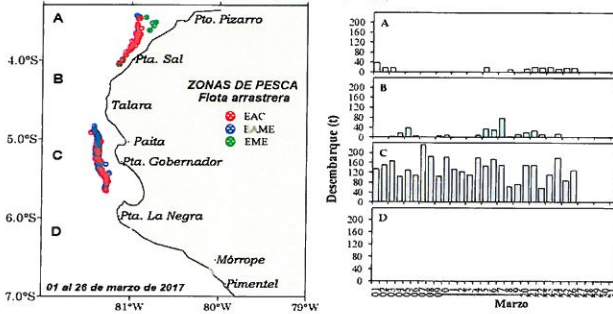
Desembarque (t) de Recursos Demersales de la Flota Arrastrea

| DIA          | INDUSTRIAL     |                |              | TOTAL MERLUZA  | Otros demersales | TOTAL          | Número embarcaciones |      |     |
|--------------|----------------|----------------|--------------|----------------|------------------|----------------|----------------------|------|-----|
|              | EAC            | EAME           | EME          |                |                  |                | EAC                  | EAME | EME |
| Jul - 16     | 1712.6         | 1475.7         | 4.2          | 3192.4         | 226.2            | 3418.7         |                      |      |     |
| Ago - 16     | 1870.6         | 1553.9         | 3.1          | 3427.7         | 547.2            | 3974.8         |                      |      |     |
| Sep - 16     | 1389.8         | 1282.6         | 7.7          | 2680.1         | 275.6            | 2955.7         |                      |      |     |
| Oct - 16     | 208.3          | 29.6           | 2.4          | 240.2          | 40.5             | 280.7          |                      |      |     |
| Nov - 16     | 2788.6         | 2106.8         | 48.2         | 4943.6         | 236.9            | 5180.5         |                      |      |     |
| Dic - 16     | 2752.2         | 1931.6         | 45.3         | 4729.1         | 144.2            | 4873.3         |                      |      |     |
| Ene - 17     | 2038.1         | 1833.7         | 22.5         | 3894.4         | 147.8            | 4042.2         |                      |      |     |
| Feb - 17     | 2163.1         | 1987.5         | 44.8         | 4195.3         | 134.3            | 4329.5         |                      |      |     |
| 1 - 15 Mar   | 1170.2         | 1228.0         |              | 2398.2         | 36.2             | 2434.4         |                      |      |     |
| 16 - Mar     | 92.3           | 108.7          |              | 200.9          | 2.3              | 203.2          | 6                    | 3    |     |
| 17 - Mar     | 121.5          | 105.2          |              | 226.8          | 2.7              | 229.4          | 7                    | 3    |     |
| 18 - Mar     | 74.2           |                | 1.6          | 75.7           | 8.7              | 84.4           | 5                    |      | 1   |
| 19 - Mar     | 36.5           | 49.0           |              | 85.5           | 1.0              | 86.5           | 2                    | 2    |     |
| 20 - Mar     | 124.6          | 59.8           |              | 184.4          | 3.1              | 187.4          | 8                    | 2    |     |
| 21 - Mar     | 133.9          | 62.9           |              | 196.8          | 4.0              | 200.7          | 8                    | 2    |     |
| 22 - Mar     | 71.8           | 13.1           |              | 85.0           | 2.0              | 87.0           | 5                    | 1    |     |
| 23 - Mar     | 91.9           | 37.0           |              | 128.9          | 1.7              | 130.6          | 4                    | 1    |     |
| 24 - Mar     | 102.3          | 103.8          |              | 206.1          | 2.8              | 208.8          | 7                    | 3    |     |
| 25 - Mar     | 104.5          |                |              | 104.5          | 2.1              | 106.6          | 5                    |      |     |
| 26 - Mar     | 108.1          | 37.0           |              | 145.1          | 2.3              | 147.4          | 5                    | 1    |     |
| <b>Total</b> | <b>17155.0</b> | <b>14005.6</b> | <b>179.7</b> | <b>31340.4</b> | <b>1821.4</b>    | <b>33161.8</b> |                      |      |     |

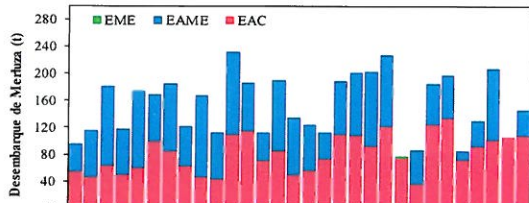
Estructura de Tallas por Subáreas del 01 al 26 marzo



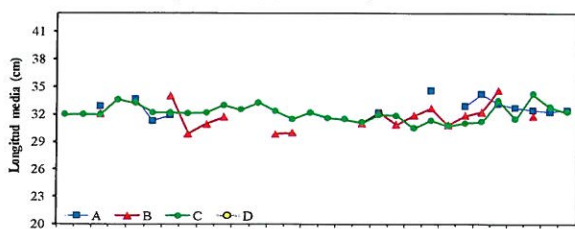
Distribución espacial de la flota y desembarque (t) por subárea del 01 al 26 marzo



Desembarque de Merluza (t) por tipo de Flota



Longitud media (cm) de Merluza por subáreas



Estadísticas descriptivas de la estructura de tallas de Merluza por subárea del 01 al 26 marzo

| Día    | A       |      |       |         | B       |      |       |         | C       |      |       |         | D     |      |       |         |
|--------|---------|------|-------|---------|---------|------|-------|---------|---------|------|-------|---------|-------|------|-------|---------|
|        | Rango   | Moda | Media | %<28 cm | Rango   | Moda | Media | %<28 cm | Rango   | Moda | Media | %<28 cm | Rango | Moda | Media | %<28 cm |
| 16-Mar |         |      |       |         | 24 - 56 | 31   | 30.9  | 11.8    | 24 - 60 | 31   | 31.8  | 6.5     |       |      |       |         |
| 17-Mar |         |      |       |         | 21 - 72 | 30   | 31.8  | 7.7     | 23 - 56 | 28   | 30.4  | 16.3    |       |      |       |         |
| 18-Mar | 20 - 61 | 32   | 34.5  | 1.7     | 26 - 46 | 32   | 32.6  | 4.5     | 23 - 61 | 30   | 31.2  | 10.4    |       |      |       |         |
| 19-Mar |         |      |       |         | 25 - 53 | 29   | 30.7  | 14.2    | 24 - 55 | 30   | 30.7  | 8.6     |       |      |       |         |
| 20-Mar | 26 - 57 | 33   | 32.8  | 0.5     | 26 - 59 | 32   | 31.8  | 7.5     | 24 - 62 | 30   | 31.0  | 6.9     |       |      |       |         |
| 21-Mar | 23 - 67 | 33   | 34.1  | 1.3     | 25 - 58 | 32   | 32.2  | 4.9     | 23 - 58 | 30   | 31.1  | 8.2     |       |      |       |         |
| 22-Mar | 26 - 65 | 33   | 33.1  | 0.8     | 26 - 64 | 32   | 34.6  | 2.2     | 25 - 59 | 31   | 33.4  | 3.8     |       |      |       |         |
| 23-Mar | 27 - 61 | 33   | 32.7  | 1.0     |         |      |       |         | 24 - 60 | 29   | 31.4  | 10.8    |       |      |       |         |
| 24-Mar | 26 - 60 | 32   | 32.4  | 2.5     | 26 - 60 | 30   | 31.8  | 4.1     | 24 - 65 | 33   | 34.1  | 3.0     |       |      |       |         |
| 25-Mar | 24 - 58 | 32   | 32.2  | 1.9     |         |      |       |         | 24 - 58 | 31   | 32.7  | 5.7     |       |      |       |         |
| 26-Mar | 26 - 57 | 32   | 32.3  | 1.6     |         |      |       |         | 24 - 59 | 31   | 32.2  | 7.0     |       |      |       |         |

Cifras preliminares.

