



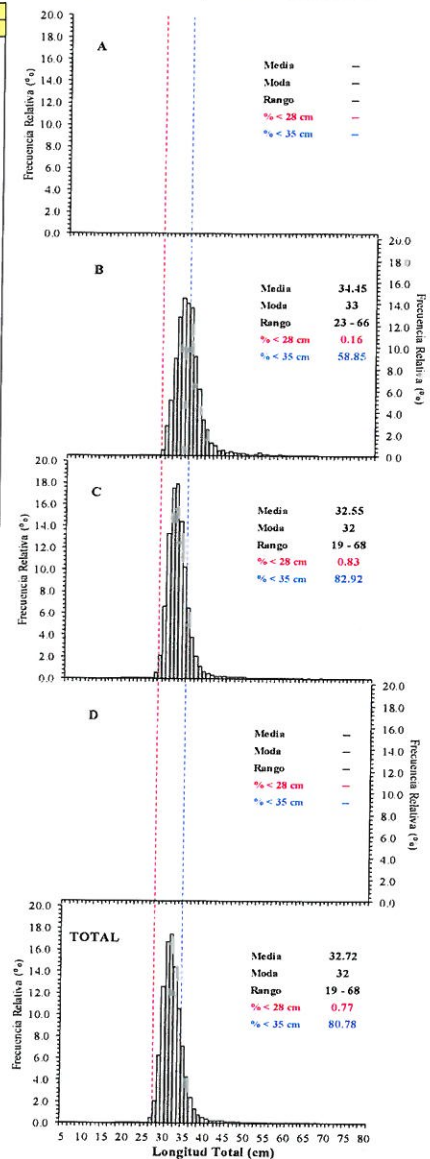
Reporte I. Pesquería de Merluza

30 de Junio de 2017

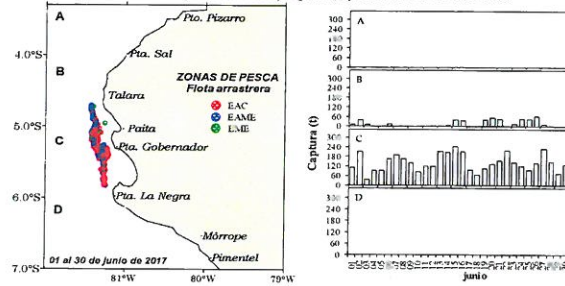
Desembarque (t) de Recursos Demersales de la Flota Arrastrera

| DIA | INDUSTRIAL | | | TOTAL MERLUZA | Otros demersales | TOTAL | Número embarcaciones | | |
|--------------|----------------|----------------|--------------|----------------|------------------|----------------|----------------------|------|-----|
| | EAC | EAME | EME | | | | EAC | EAME | EME |
| Jul - 16 | 1712.6 | 1475.7 | 4.2 | 3192.4 | 226.2 | 3418.7 | | | |
| Ago - 16 | 1870.6 | 1553.9 | 3.1 | 3427.7 | 547.2 | 3974.8 | | | |
| Set - 16 | 1389.8 | 1282.6 | 7.7 | 2680.1 | 275.6 | 2955.7 | | | |
| Oct - 16 | 208.3 | 29.6 | 2.4 | 240.2 | 40.5 | 280.7 | | | |
| Nov - 16 | 2788.6 | 2106.8 | 48.2 | 4943.6 | 236.9 | 5180.5 | | | |
| Dic - 16 | 2752.2 | 1931.6 | 45.3 | 4729.1 | 144.2 | 4873.3 | | | |
| Ene - 17 | 2038.1 | 1833.7 | 22.5 | 3894.4 | 147.8 | 4042.2 | | | |
| Feb - 17 | 2163.1 | 1987.5 | 44.8 | 4195.3 | 134.3 | 4329.5 | | | |
| Mar - 17 | 2846.4 | 2276.9 | 3.5 | 5126.8 | 90.7 | 5217.5 | | | |
| Abr - 17 | 2978.5 | 2358.4 | 34.2 | 5371.1 | 187.2 | 5558.4 | | | |
| May - 17 | 2454.6 | 2129.4 | 2.0 | 4586.1 | 267.3 | 4853.4 | | | |
| 1 - 15 Jun | 1369.4 | 943.3 | 0.0 | 2312.8 | 71.7 | 2384.5 | | | |
| 16 - Jun | 177.3 | 66.1 | | 243.4 | 8.8 | 252.1 | 9 | 2 | |
| 17 - Jun | 46.9 | 47.0 | | 93.9 | 2.4 | 96.3 | 3 | 1 | |
| 18 - Jun | 67.4 | | | 67.4 | 2.7 | 70.1 | 4 | | |
| 19 - Jun | 68.8 | 76.7 | | 145.6 | 4.4 | 150.0 | 4 | 2 | |
| 20 - Jun | 80.7 | 108.5 | | 189.1 | 7.3 | 196.4 | 6 | 3 | |
| 21 - Jun | 106.8 | 94.0 | | 200.9 | 9.3 | 210.2 | 8 | 2 | |
| 22 - Jun | 106.4 | 110.9 | | 217.3 | 6.3 | 223.5 | 8 | 2 | |
| 23 - Jun | 130.4 | 28.9 | | 159.3 | 3.5 | 162.8 | 9 | 1 | |
| 24 - Jun | 47.3 | 120.3 | | 167.6 | 2.9 | 170.5 | 3 | 2 | |
| 25 - Jun | 94.7 | 44.7 | | 139.4 | 2.8 | 142.2 | 5 | 1 | |
| 26 - Jun | 104.0 | 97.1 | | 201.1 | 3.4 | 204.5 | 6 | 3 | |
| 27 - Jun | 119.5 | 117.5 | | 237.0 | 3.7 | 240.7 | 8 | 3 | |
| 28 - Jun | 78.6 | 63.9 | 7.0 | 149.4 | 3.2 | 152.6 | 4 | 2 | 1 |
| 29 - Jun | 32.9 | 39.8 | | 72.7 | 1.1 | 73.8 | 3 | 1 | |
| 30 - Jun | 56.7 | 70.3 | | 126.9 | 1.8 | 128.7 | 5 | 2 | |
| Total | 25890.5 | 20994.8 | 224.9 | 47110.3 | 2433.3 | 49543.6 | | | |

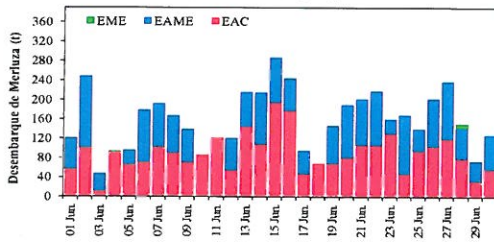
Estructura de Tallas por Subáreas del 01 al 30 Junio



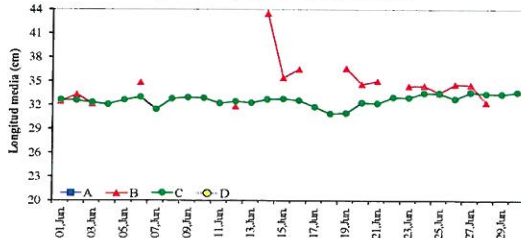
Distribución espacial de la flota y captura (t) por subárea del 01 al 30 Junio



Desembarque de Merluza (t) por tipo de Flota



Longitud media (cm) de Merluza por subáreas



Estadísticas descriptivas de la estructura de tallas de Merluza por subárea del 16 al 30 Junio

| Día | A | | | | B | | | | C | | | | D | | | |
|--------|-------|------|-------|-----------|---------|------|-------|-----------|---------|------|-------|-----------|-------|------|-------|-----------|
| | Rango | Moda | Media | % < 28 cm | Rango | Moda | Media | % < 28 cm | Rango | Moda | Media | % < 28 cm | Rango | Moda | Media | % < 28 cm |
| 16-Jun | | | | | 28 - 65 | 36 | 36.4 | 0.0 | 19 - 56 | 33 | 32.5 | 0.8 | | | | |
| 17-Jun | | | | | | | | | 24 - 56 | 31 | 31.7 | 2.1 | | | | |
| 18-Jun | | | | | | | | | 23 - 49 | 31 | 30.8 | 2.2 | | | | |
| 19-Jun | | | | | 29 - 59 | 35 | 36.5 | 0.0 | 24 - 50 | 30 | 30.9 | 2.6 | | | | |
| 20-Jun | | | | | 28 - 63 | 35 | 34.5 | 0.0 | 23 - 60 | 30 | 32.2 | 2.5 | | | | |
| 21-Jun | | | | | 28 - 53 | 36 | 34.9 | 0.0 | 24 - 62 | 32 | 32.1 | 1.2 | | | | |
| 22-Jun | | | | | | | | | 23 - 62 | 32 | 32.9 | 0.2 | | | | |
| 23-Jun | | | | | 27 - 58 | 34 | 34.3 | 0.3 | 25 - 58 | 32 | 32.8 | 0.7 | | | | |
| 24-Jun | | | | | 27 - 62 | 35 | 34.4 | 0.4 | 25 - 63 | 32 | 33.4 | 0.2 | | | | |
| 25-Jun | | | | | 28 - 55 | 32 | 33.5 | 0.0 | 27 - 60 | 32 | 33.4 | 0.2 | | | | |
| 26-Jun | | | | | 29 - 53 | 34 | 34.6 | 0.0 | 26 - 60 | 32 | 32.7 | 0.1 | | | | |
| 27-Jun | | | | | 30 - 52 | 34 | 34.5 | 0.0 | 27 - 61 | 32 | 33.5 | 0.3 | | | | |
| 28-Jun | | | | | 25 - 42 | 31 | 32.3 | 2.5 | 20 - 59 | 32 | 33.3 | 0.1 | | | | |
| 29-Jun | | | | | | | | | 28 - 55 | 32 | 33.3 | 0.0 | | | | |
| 30-Jun | | | | | | | | | 27 - 58 | 32 | 33.5 | 0.0 | | | | |

Cifras preliminares.

