



Área autorizada de pesca: Extremo norte a 07°00' LS

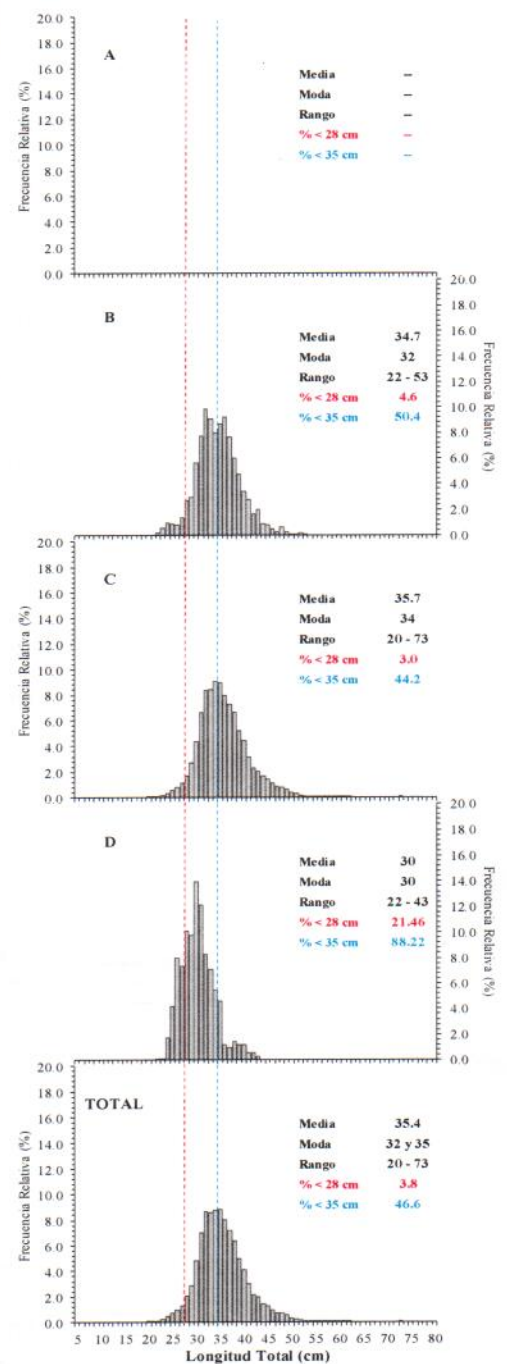
Reporte 1. Pesquería de Merluza

06 de Abril de 2018

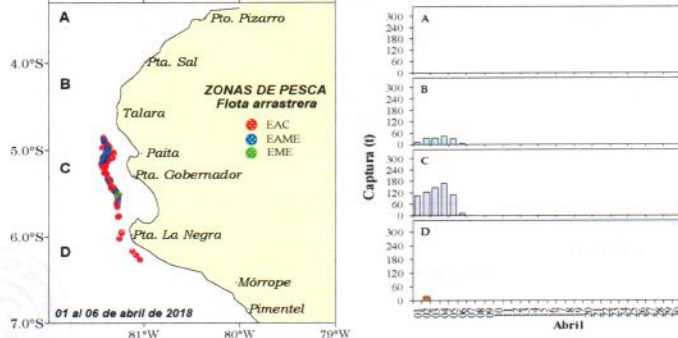
Desembarque (t) de Recursos Demersales de la Flota Arrastrera

| DIA | INDUSTRIAL | | | TOTAL MERLUZA | Otros demersales | TOTAL | Número embarcaciones | | |
|--------------|----------------|----------------|--------------|----------------|------------------|----------------|----------------------|------|-----|
| | EAC | EAME | EME | | | | EAC | EAME | EME |
| Jul-17 | 1914.5 | 1556.7 | 8.7 | 3479.8 | 161.3 | 3641.2 | | | |
| Ago-17 | 2621.7 | 2515.0 | 11.1 | 5147.8 | 178.1 | 5325.9 | | | |
| Sep-17 | 149.2 | | 0.0 | 149.2 | 33.4 | 182.6 | | | |
| Oct-17 | 1927.9 | 1033.4 | 18.0 | 2979.3 | 165.4 | 3144.8 | | | |
| Nov-17 | 2700.6 | 2133.3 | 1.3 | 4835.2 | 234.5 | 5069.7 | | | |
| Dic-17 | 3640.5 | 1575.1 | 11.2 | 5226.8 | 198.1 | 5424.9 | | | |
| Ene-18 | 3249.4 | 2280.4 | 0.6 | 5530.4 | 173.4 | 5703.8 | | | |
| Feb-18 | 2665.0 | 2353.1 | 5.8 | 5024.0 | 199.3 | 5223.3 | | | |
| Mar-18 | 2595.2 | 2775.2 | 59.0 | 5429.4 | 184.3 | 5613.7 | | | |
| 01-Abr | 38.3 | 77.4 | | 115.7 | 2.0 | 117.7 | 5 | 2 | |
| 02-Abr | 95.2 | 76.0 | 2.3 | 173.5 | 3.4 | 176.9 | 7 | 2 | 1 |
| 03-Abr | 63.0 | 114.2 | 4.0 | 181.3 | 2.0 | 183.3 | 4 | 3 | 1 |
| 04-Abr | 80.6 | 127.1 | 4.8 | 212.6 | 4.3 | 216.8 | 8 | 3 | 1 |
| 05-Abr | 61.6 | 74.6 | 2.3 | 138.5 | 4.3 | 142.9 | 9 | 2 | 1 |
| 06-Abr | | 17.9 | | 17.9 | 0.5 | 18.4 | | 1 | |
| Total | 21802.8 | 16709.5 | 129.1 | 38641.3 | 1544.3 | 40185.6 | | | |

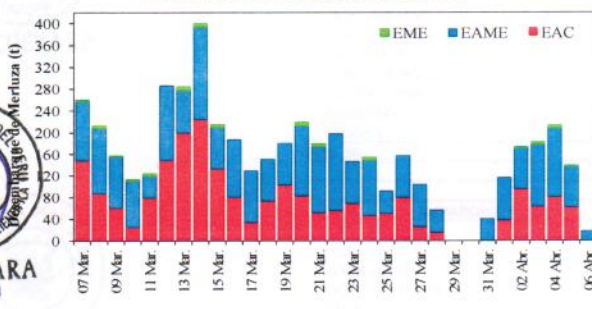
Estructura de Tallas por Subáreas del 01 al 06 Abril



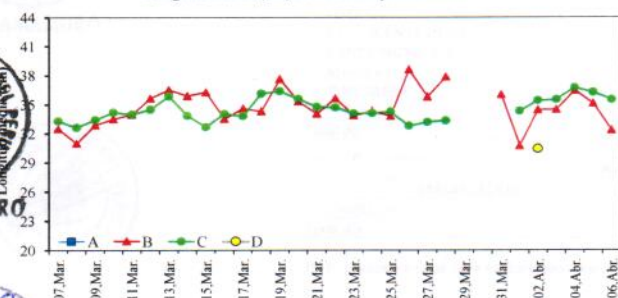
Distribución espacial de la flota y captura (t) por subárea del 01 al 06 Abril



Desembarque de Merluza (t) por tipo de Flota



Longitud media (cm) de Merluza por subárea



Estadísticas descriptivas de la estructura de tallas de Merluza por subárea del 01 al 06 Abril

| Dia | A | | | | B | | | | C | | | | D | | | |
|--------|-------|------|-------|-----------|---------|------|-------|-----------|---------|------|-------|-----------|---------|------|-------|-----------|
| | Rango | Moda | Media | % < 28 cm | Rango | Moda | Media | % < 28 cm | Rango | Moda | Media | % < 28 cm | Rango | Moda | Media | % < 28 cm |
| 01-Abr | | | | | 22 - 47 | 30 | 30.7 | 17.4 | 20 - 73 | 32 | 34.3 | 4.9 | | | | |
| 02-Abr | | | | | 22 - 52 | 32 | 34.4 | 5.1 | 22 - 60 | 33 | 35.4 | 4.7 | 22 - 43 | 30 | 30.4 | 21.5 |
| 03-Abr | | | | | 22 - 50 | 36 | 34.5 | 5.0 | 21 - 61 | 34 | 35.5 | 2.3 | | | | |
| 04-Abr | | | | | 24 - 53 | 36 | 36.4 | 1.4 | 20 - 60 | 35 | 36.8 | 2.4 | | | | |
| 05-Abr | | | | | 24 - 51 | 33 | 35.1 | 1.2 | 20 - 55 | 35 | 36.3 | 1.5 | | | | |
| 06-Abr | | | | | 23 - 46 | 33 | 32.3 | 8.5 | 21 - 49 | 35 | 35.5 | 2.0 | | | | |

R. GUEVARA

C. YAMASHIRO

AFIDBL