



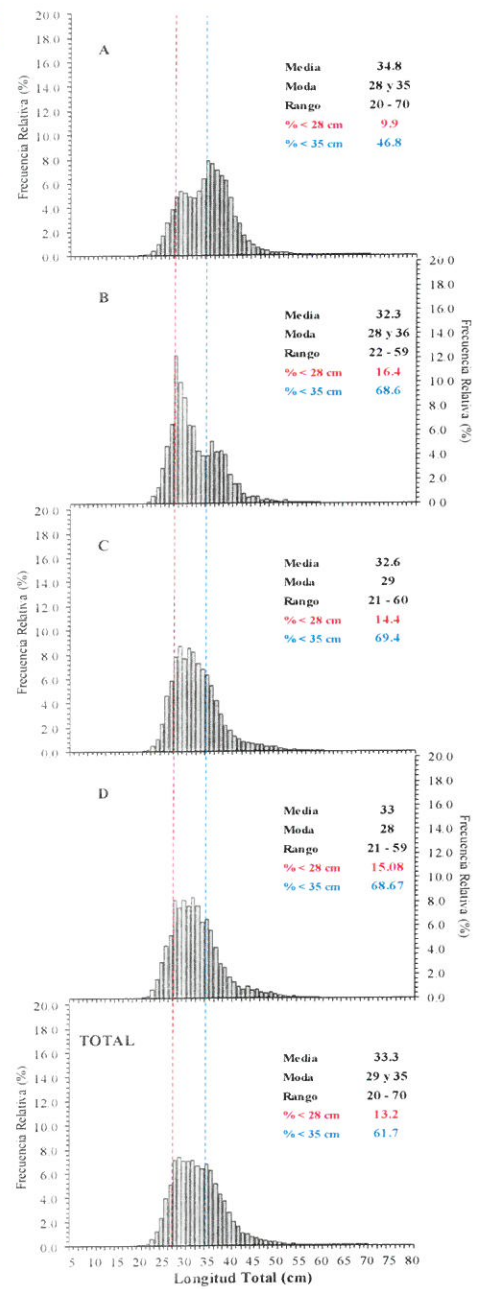
Reporte 1. Pesquería de Merluza

19 de Diciembre de 2018

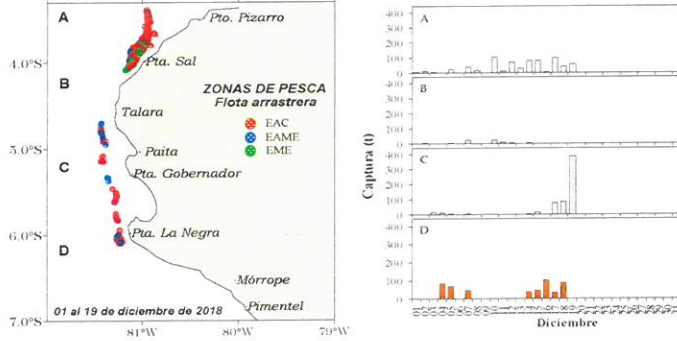
Desembarque (t) de Recursos Demersales de la Flota Arrastrera

| DIA          | INDUSTRIAL    |               |             | TOTAL MERLUZA  | Otros demersales | TOTAL          | Número embarcaciones |      |     |
|--------------|---------------|---------------|-------------|----------------|------------------|----------------|----------------------|------|-----|
|              | EAC           | EAME          | EME         |                |                  |                | EAC                  | EAME | EME |
| Jul-18       | 1403.3        | 1512.9        | 12.6        | 2928.7         | 231.0            | 3159.8         |                      |      |     |
| Ago-18       | 1297.9        | 1662.8        | 12.8        | 2973.4         | 214.1            | 3187.5         |                      |      |     |
| Set-18       | 181.1         | 122.2         | 2.3         | 305.7          | 155.2            | 460.9          |                      |      |     |
| Oct-18       | 1574.1        | 1476.4        | 6.6         | 3057.2         | 277.7            | 3334.9         |                      |      |     |
| Nov-18       | 831.1         | 1036.0        | 9           | 1875.8         | 716.0            | 2591.8         |                      |      |     |
| 01-15 Dic    | 355.2         | 486.5         | 6.0         | 847.7          | 535.5            | 1383.2         |                      |      |     |
| 16-Dic       | 25.6          | 77.0          | 1.3         | 103.8          | 28.3             | 132.1          | 2                    | 2    | 1   |
| 17-Dic       | 169.2         | 39.2          |             | 208.4          | 17.0             | 225.4          | 9                    | 1    |     |
| 18-Dic       | 128.9         | 79.7          | 4.0         | 212.6          | 22.8             | 235.4          | 8                    | 2    | 1   |
| 19-Dic       | 269.5         | 165.1         | 7.9         | 442.5          | 11.9             | 454.4          | 14                   | 3    | 1   |
| <b>Total</b> | <b>6235.8</b> | <b>6657.9</b> | <b>62.1</b> | <b>12955.8</b> | <b>2209.6</b>    | <b>15165.4</b> |                      |      |     |

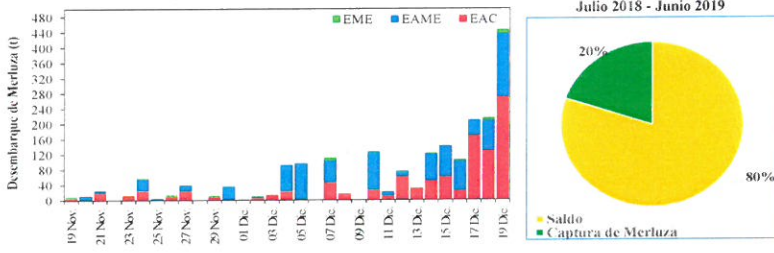
Estructura de Tallas por Subáreas del 01 al 19 Diciembre



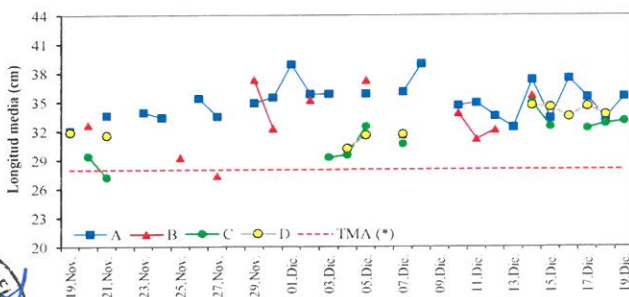
Distribución espacial de la flota y captura (t) por subárea del 01 al 19 Diciembre



Desembarque de Merluza (t) por tipo de Flota



Longitud media (cm) de Merluza por subáreas



Estadísticas descriptivas de la estructura de tallas de Merluza por subárea del 16 al 19 Diciembre

| Dia    | A       |      |       |         | B     |      |       |         | C       |      |       |         | D       |      |       |         |
|--------|---------|------|-------|---------|-------|------|-------|---------|---------|------|-------|---------|---------|------|-------|---------|
|        | Rango   | Moda | Media | %<28 cm | Rango | Moda | Media | %<28 cm | Rango   | Moda | Media | %<28 cm | Rango   | Moda | Media | %<28 cm |
| 16-Dic | 22 - 68 | 39   | 37.4  | 4.6     |       |      |       |         |         |      |       |         | 21 - 58 | 33   | 33.5  | 9.5     |
| 17-Dic | 22 - 63 | 38   | 35.5  | 4.2     |       |      |       |         | 22 - 59 | 28   | 32.2  | 15.8    | 21 - 59 | 32   | 34.6  | 7.2     |
| 18-Dic | 25 - 59 | 30   | 33.3  | 8.1     |       |      |       |         | 22 - 59 | 31   | 32.7  | 13.2    | 22 - 54 | 32   | 33.7  | 8.1     |
| 19-Dic | 25 - 69 | 29   | 35.5  | 5.7     |       |      |       |         | 21 - 60 | 29   | 33.0  | 13.0    |         |      |       |         |

Cifras preliminares.  
 Talla mínima autorizada.



V. BLASKOVIĆ



C. YAMASHIRO

