

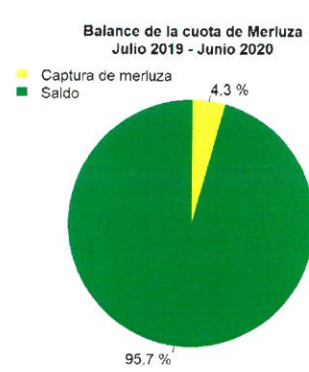
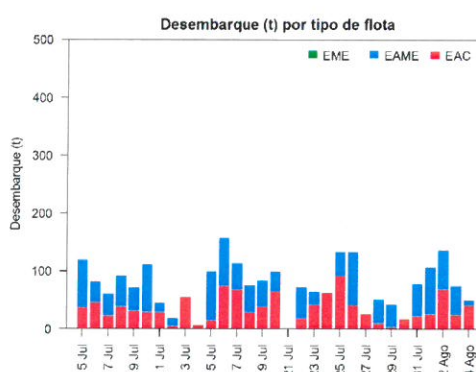
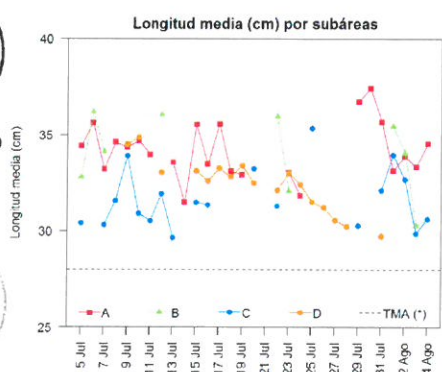
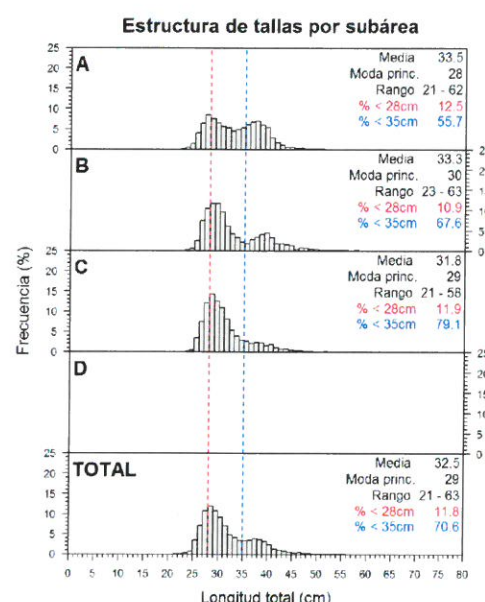
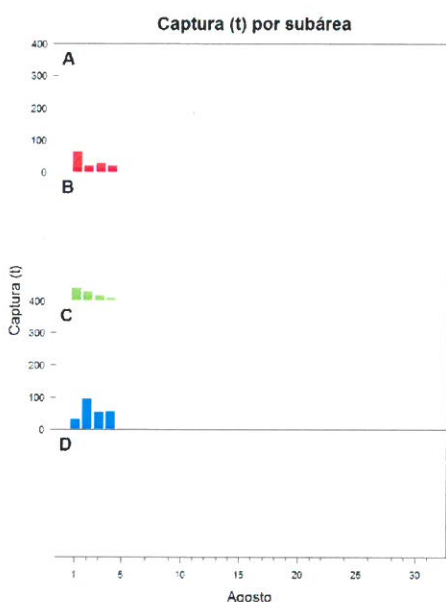
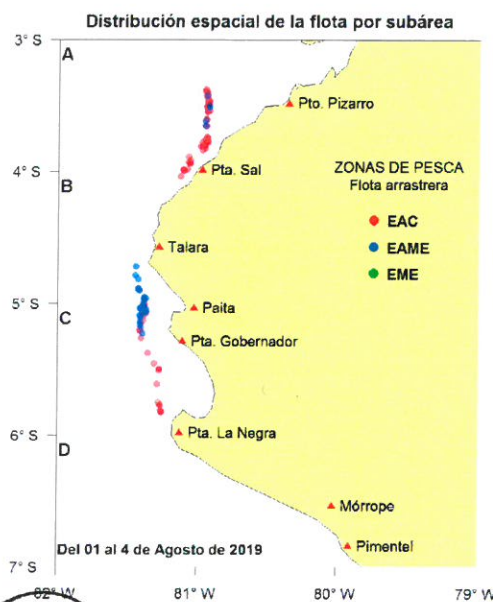


Reporte 1. Pesquería de Merluza

Al 4 de agosto de 2019

Desembarque (t) de recursos demersales de la flota arrastrera

	INDUSTRIAL			TOTAL	OTROS	TOTAL	Número embarcaciones		
	EAC	EAME	EME	merluza	demersales		EAC	EAME	EME
Jul 2019	989.8	1167.2		2157.0	333.7	2490.7			
1 Ago	24.9	81.5		106.4	24.5	130.9	3	2	
2 Ago	68.1	68.0		136.1	2.4	138.5	6	2	
3 Ago	24.4	49.0		73.4	18.2	91.6	3	2	
4 Ago	41.0	8.6		49.6	30.6	80.2	3	1	
<b>TOTAL</b>	<b>1148.2</b>	<b>1374.3</b>		<b>2522.5</b>	<b>409.4</b>	<b>2931.9</b>	<b>15</b>	<b>7</b>	



Estadísticas descriptivas de la estructura de tallas por subárea al 4 de agosto de 2019

	A				B				C				D			
	Rango	Moda	Media	% < 28cm	Rango	Moda	Media	% < 28cm	Rango	Moda	Media	% < 28cm	Rango	Moda	Media	% < 28cm
1-Ago	23 - 62	28	33.2	15.2	24 - 63	30	35.5	11	24 - 57	31	34	7.7				
2-Ago	23 - 54	28	33.9	9.7	24 - 61	30	34.1	5.1	21 - 58	30	32.7	7.9				
3-Ago	21 - 54	28	33.3	14.5	23 - 52	29	30.3	13.6	21 - 52	29	29.9	18.4				
4-Ago	25 - 44	37	34.6	4.7	23 - 51	29	30.6	21.1	21 - 56	29	30.6	15.3				

Cifras preliminares.

(\*) Talla Mínima Autorizada