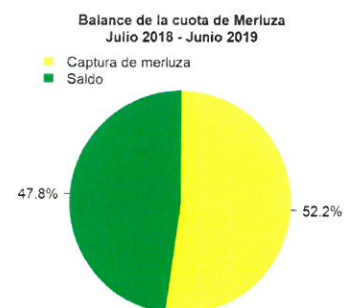
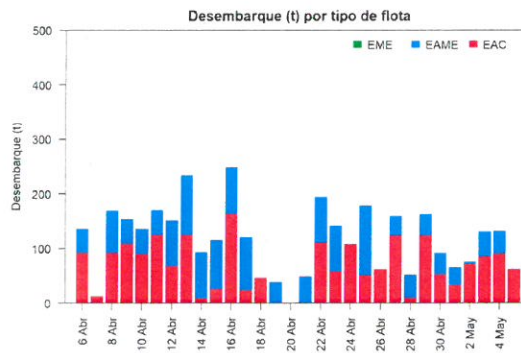
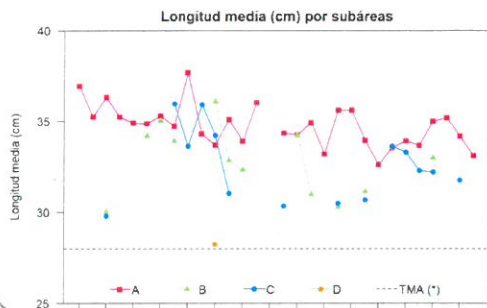
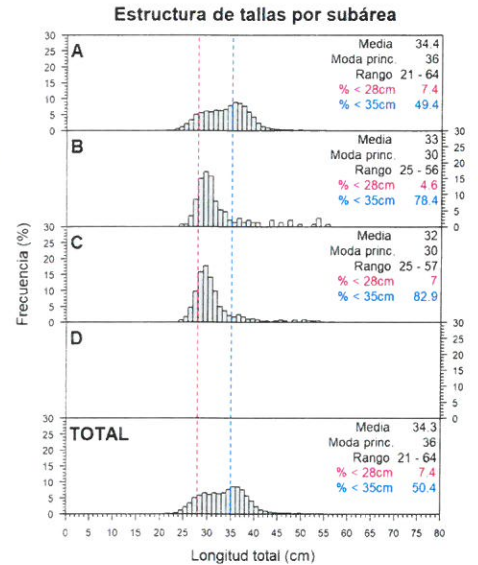
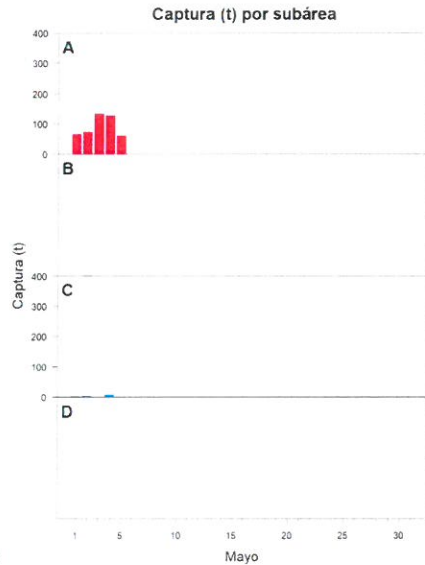
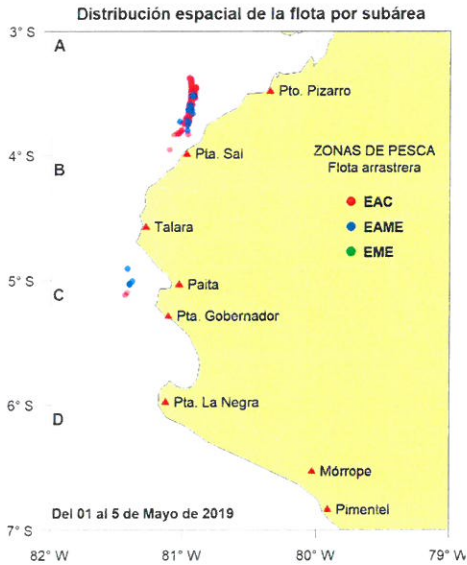




Reporte 1. Pesquería de Merluza
Al 5 de mayo de 2019

Desembarque (t) de recursos demersales de la flota arrastrera

	INDUSTRIAL			TOTAL	OTROS	TOTAL	Número embarcaciones		
	EAC	EAME	EME	merluza	demersales		EAC	EAME	EME
Jul. 2018	1403.3	1512.9	12.6	2928.8	231.0	3159.8			
Ago. 2018	1297.9	1662.8	12.8	2973.5	214.1	3187.6			
Set. 2018	181.1	122.2	2.3	305.6	155.3	460.9			
Oct. 2018	1574.1	1476.4	6.6	3057.1	277.7	3334.8			
Nov. 2018	831.1	1036	8.7	1875.8	716.0	2591.8			
Dic. 2018	1921.6	1545.7	51.9	3519.2	650.7	4169.9			
Enc. 2019	2669.6	2599.9	83.3	5352.8	140.4	5493.2			
Feb. 2019	1646.2	1681.7	24.9	3352.8	88.6	3441.4			
Mar. 2019	2225.1	1988	25.2	4238.3	158.8	4397.1			
Abr. 2019	1949.2	1604.4	0.8	3554.4	200.6	3755.0			
1 May	33.7	32		65.7	3.5	69.2	5	1	
2 May	71.2	4.1		75.3	2.1	77.4	5	1	1
3 May	85.0	45.8		130.8	2.6	133.4	6	1	
4 May	90.5	41.4		131.9	2.6	134.5	6	1	
5 May	61.6			61.6	0.8	62.4	5		
TOTAL	16041.2	15353.3	229.1	31623.6	2844.8	34468.4	27	4	1



Estadísticas descriptivas de la estructura de tallas por subárea al 5 de mayo de 2019

	A				B				C				D			
	Rango	Moda	Media	% < 28cm	Rango	Moda	Media	% < 28cm	Rango	Moda	Media	% < 28cm	Rango	Moda	Media	% < 28cm
1-May	22 - 64	28	33.7	10.7					25 - 17	29	32.3	5.1				
2-May	21 - 58	38	35	6.2	25 - 56	30	33	4.6	25 - 57	30	32.2	6.2				
3-May	23 - 58	36	35.2	5.2												
4-May	21 - 58	36	34.2	7.4					25 - 54	30	31.8	8				
5-May	22 - 52	30	33.1	9.4												

preliminarios.
Talla Mínima Autorizada



R. GUEVARA