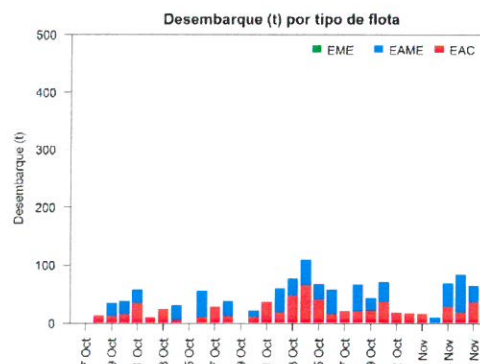
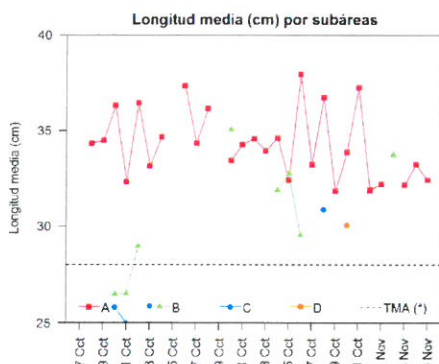
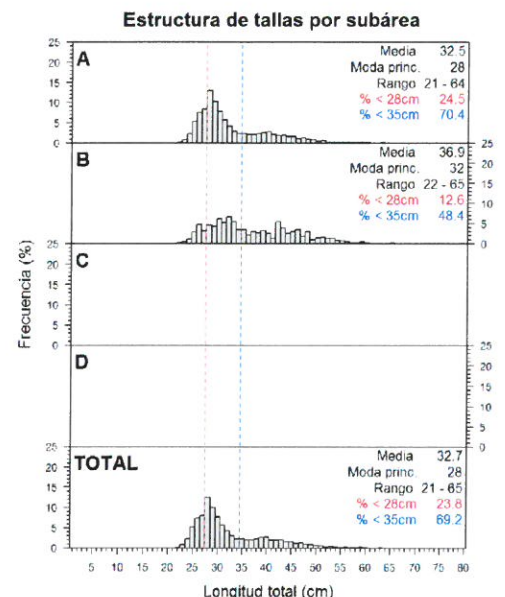
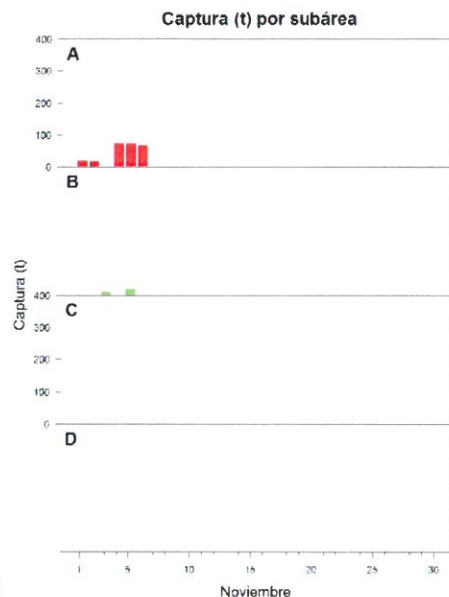
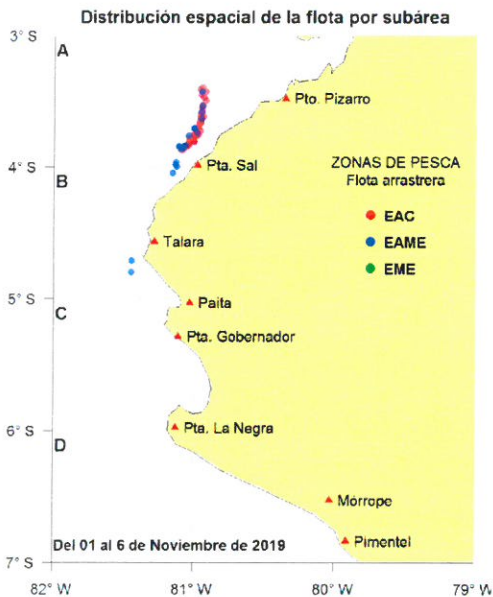




Reporte 1. Pesquería de Merluza
Al 6 de noviembre de 2019

Desembarque (t) de recursos demersales de la flota arrastrera

	INDUSTRIAL			TOTAL	OTROS	TOTAL	Número embarcaciones		
	EAC	EAME	EME	merluza	demersales		EAC	EAME	EME
jul 2019	989.8	1167.2		2157.0	333.8	2490.8			
ago 2019	1176.4	1732.7		2909.1	728.3	3637.4			
sep 2019	340.4	701.4		1041.8	148.6	1190.4			
oct 2019	502.9	456.7		959.6	293.9	1253.5			
1 Nov	16.7			16.7	1.3	18.0	2		
2 Nov	15.9			15.9	0.5	16.4	2		
3 Nov		8.3		8.3	0.2	8.5		1	
4 Nov	28	40.5		68.5	1.6	70.1	2	1	
5 Nov	17.6	64.2		81.8	5.6	87.4	1	2	
6 Nov	35.1	28.6		63.7	1.4	65.1	3	1	
TOTAL	3122.8	4199.6		7322.4	1515.2	8837.6	10	5	



Estadísticas descriptivas de la estructura de tallas por subárea al 6 de noviembre de 2019

	A				B				C				D			
	Rango	Moda	Media	% < 28cm	Rango	Moda	Media	% < 28cm	Rango	Moda	Media	% < 28cm	Rango	Moda	Media	% < 28cm
1-Nov	22 - 50	30	31.9	18.5												
2-Nov	22 - 50	28	32.2	17.6												
3-Nov					23 - 59	32	33.7	17.5								
4-Nov	21 - 63	28	32.1	29.8												
5-Nov	21 - 62	28	33.2	24.6	22 - 65	42	40.9	6.6								
6-Nov	21 - 64	28	32.4	22.2												

Cifras preliminares.

Talla Mínima Autorizada

