

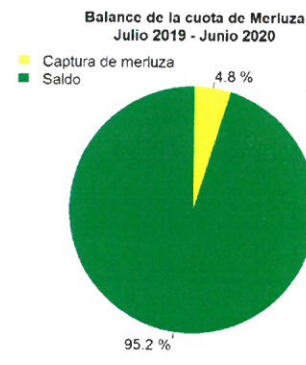
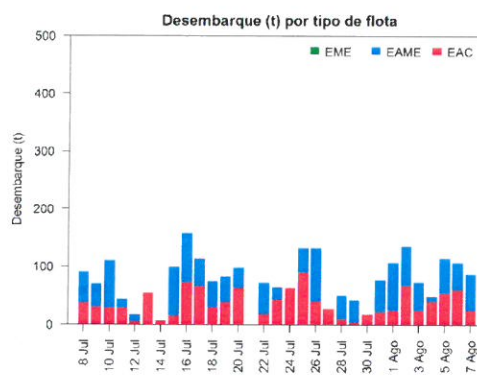
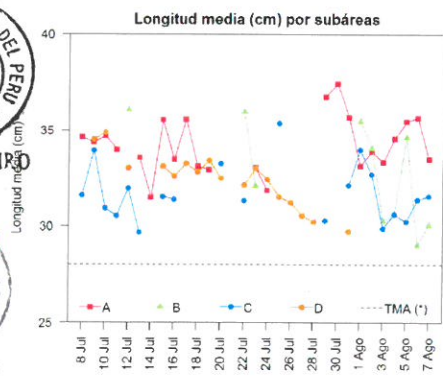
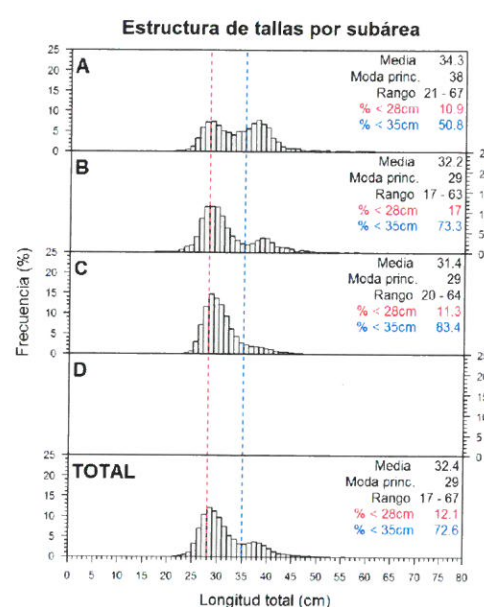
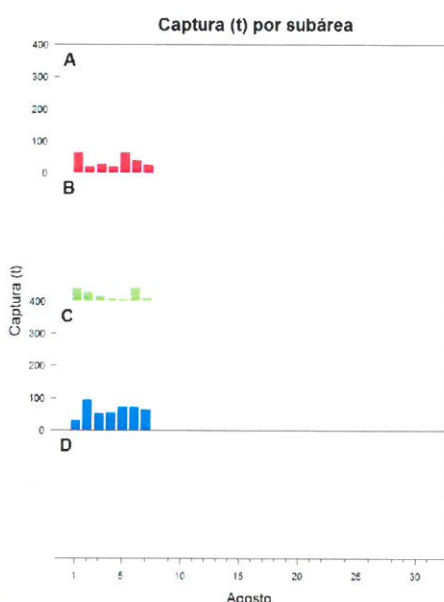
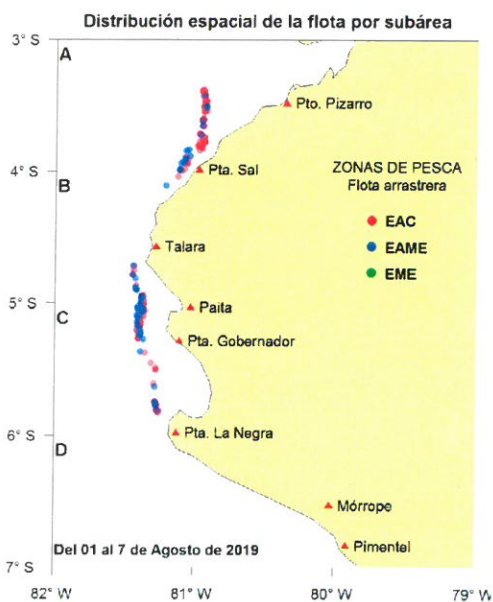


Reporte 1. Pesquería de Merluza

Al 7 de agosto de 2019

Desembarque (t) de recursos demersales de la flota arrastrera

	INDUSTRIAL			TOTAL merluza	OTROS demersales	TOTAL	Número embarcaciones		
	EAC	EAME	EME				EAC	EAME	EME
jul 2019	989.8	1167.2		2157.0	333.7	2490.7			
01-2 Ago	93.0	149.4		242.4	26.9	269.3			
3 Ago	24.4	49.0		73.4	18.2	91.6	3	2	
4 Ago	41.0	8.6		49.6	30.6	80.2	3	1	
5 Ago	55.5	59.1		114.6	26.7	141.3	6	2	
6 Ago	59.5	47.2		106.7	41.8	148.5	8	2	
7 Ago	24.6	61.8		86.4	10.8	97.2	2	2	
TOTAL	1287.8	1542.3		2830.1	488.7	3318.8	22	9	



Estadísticas descriptivas de la estructura de tallas por subárea al 7 de agosto de 2019

	A				B				C				D			
	Rango	Moda	Media	% < 28cm	Rango	Moda	Media	% < 28cm	Rango	Moda	Media	% < 28cm	Rango	Moda	Media	% < 28cm
1-Ago	23 - 62	28	33.2	15.2	24 - 63	30	35.5	11	24 - 57	31	34	7.7				
2-Ago	23 - 54	28	33.9	9.7	24 - 61	30	34.1	5.4	21 - 58	30	32.7	7.9				
3-Ago	21 - 54	28	33.3	14.5	23 - 52	29	30.3	13.6	21 - 52	29	29.9	18.4				
4-Ago	25 - 44	37	34.6	4.7	23 - 51	29	30.6	21.1	21 - 56	29	30.6	15.3				
5-Ago	24 - 67	38	35.5	7.6	23 - 58	38	34.6	9.6	20 - 54	29	30.2	15.7				
6-Ago	23 - 64	29	35.7	8.8	17 - 41	28	29	36.2	21 - 64	30	31.4	11.1				
7-Ago	22 - 60	30	33.5	13.9	23 - 44	29	30.1	18.6	21 - 57	30	31.6	5.8				

Cifras preliminares.
(* Talla Mínima Autorizada)

