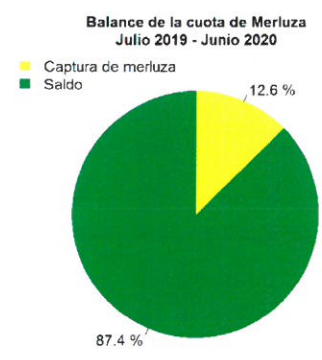
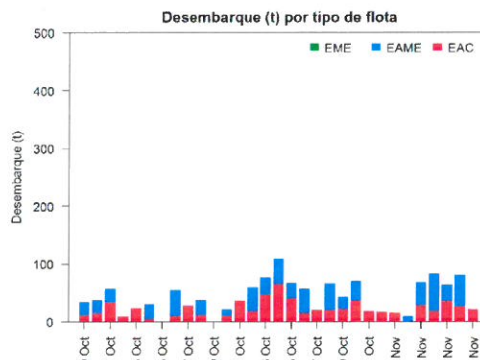
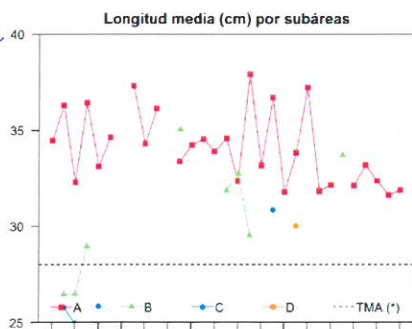
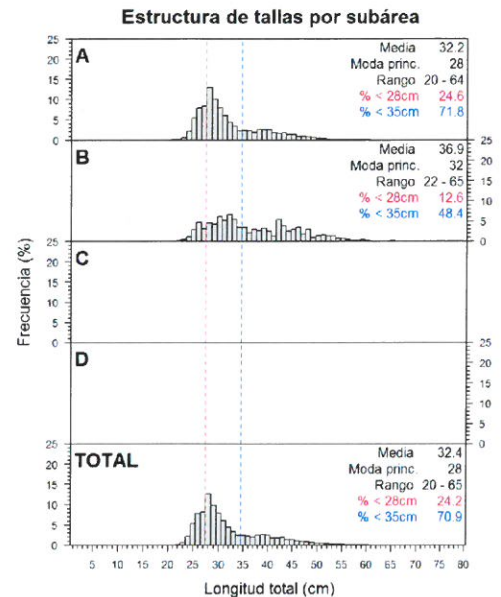
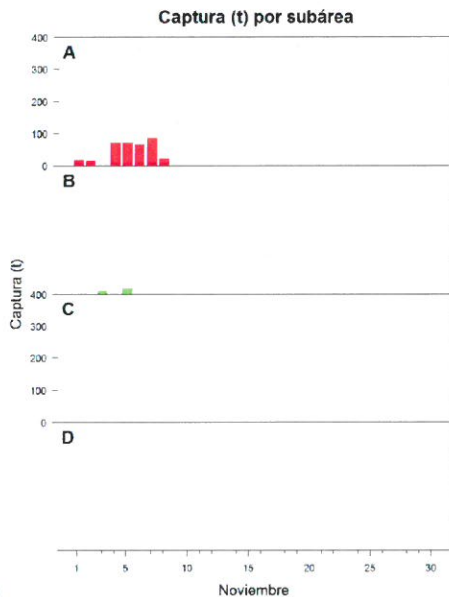
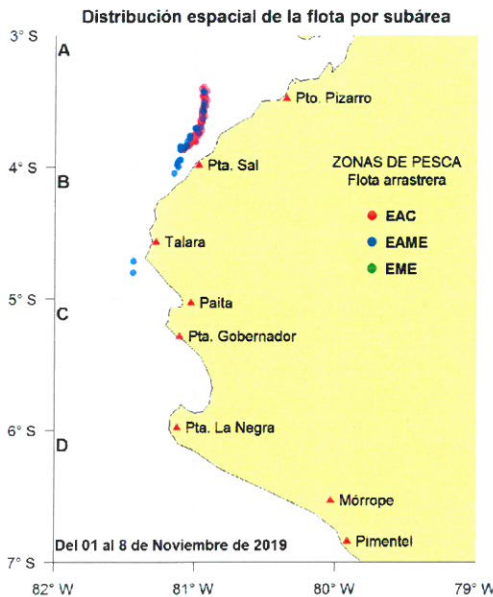




Reporte 1. Pesquería de Merluza
Al 8 de noviembre de 2019

Desembarque (t) de recursos demersales de la flota arrastrera

	INDUSTRIAL			TOTAL	OTROS	TOTAL	Número embarcaciones		
	EAC	EAME	EME	merluza	demersales		EAC	EAME	EME
jul 2019	989.8	1167.2		2157.0	333.8	2490.8			
ago 2019	1176.4	1732.7		2909.1	728.3	3637.4			
sep 2019	340.4	701.4		1041.8	148.6	1190.4			
oct 2019	502.9	456.7		959.6	293.9	1253.5			
01-3 Nov	32.6	8.3		40.9	2.0	42.9			
4 Nov	28.0	40.5		68.5	1.6	70.1	2	1	
5 Nov	17.6	64.2		81.8	5.6	87.4	1	2	
6 Nov	35.1	28.6		63.7	1.4	65.1	3	1	
7 Nov	26.7	53.7		80.4	5.9	86.3	2	2	
8 Nov	20.9			20.9	0.4	21.3	2		
TOTAL	3170.4	4253.3		7423.7	1521.5	8945.2	10	6	



Estadísticas descriptivas de la estructura de tallas por subárea al 8 de noviembre de 2019

	A				B				C				D			
	Rango	Moda	Media	%<28cm	Rango	Moda	Media	%<28cm	Rango	Moda	Media	%<28cm	Rango	Moda	Media	%<28cm
2-Nov	22 - 59	28	32.2	17.6												
3-Nov					23 - 59	32	33.7	17.5								
4-Nov	21 - 63	28	32.1	29.8												
5-Nov	21 - 62	28	33.2	24.6	22 - 65	42	40.9	6.6								
6-Nov	21 - 64	28	32.4	22.2												
7-Nov	20 - 62	28	31.7	26												
8-Nov	23 - 55	28	31.9	20.9												

Cifras preliminares.
(*) Talla Mínima Autorizada