

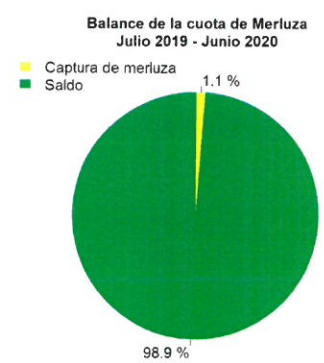
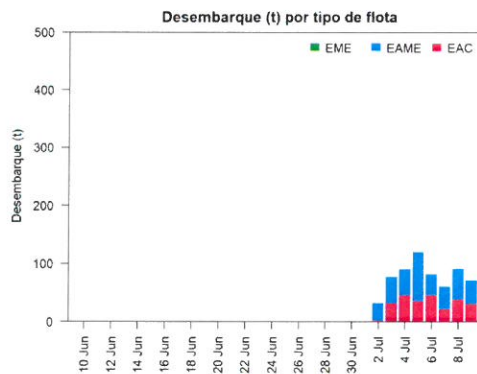
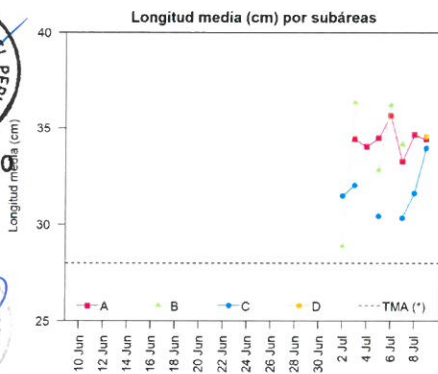
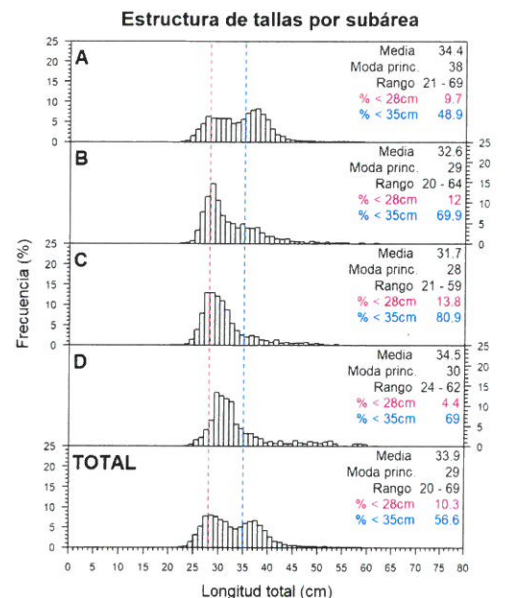
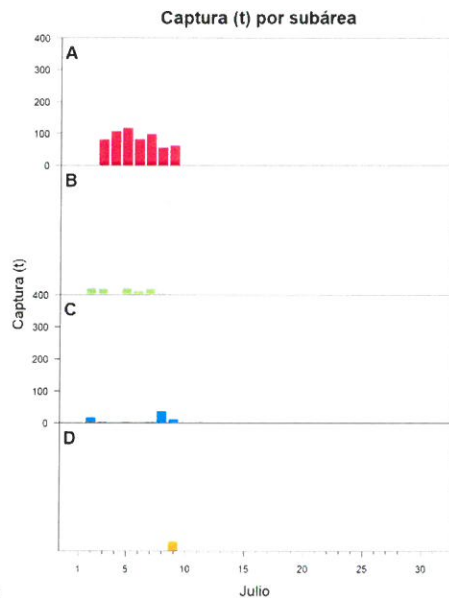
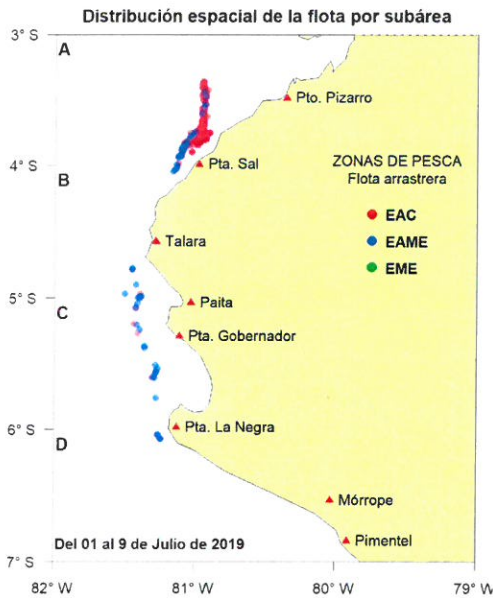


Reporte 1. Pesquería de Merluza

Al 9 de julio de 2019

Desembarque (t) de recursos demersales de la flota arrastrera

	INDUSTRIAL			TOTAL	OTROS	TOTAL	Número embarcaciones		
	EAC	EAME	EME	merluza	demersales		EAC	EAME	EME
01-4 Jul	78.3	120.2		198.5	39.1	237.6			
5 Jul	35.4	83.1		118.5	16.9	135.4	4	2	
6 Jul	45.1	36.0		81.1	9.8	90.9	3	1	
7 Jul	21.6	37.8		59.4	56.0	115.4	8	2	
8 Jul	37.1	53.4		90.5	3.4	93.9	3	2	
9 Jul	29.9	40.0		69.9	31.9	101.8	5	1	
TOTAL	247.4	370.5		617.9	157.1	775.0	23	8	



Estadísticas descriptivas de la estructura de tallas por subárea al 9 de julio de 2019

	A				B				C				D			
	Rango	Moda	Media	% < 28cm	Rango	Moda	Media	% < 28cm	Rango	Moda	Media	% < 28cm	Rango	Moda	Media	% < 28cm
3-Jul	23 - 68	38	34.4	9.4	25 - 62	37	36.3	2.3	26 - 53	28	32	4.8				
4-Jul	22 - 59	32	34	9.4												
5-Jul	23 - 69	37	34.5	9.6	20 - 59	32	32.8	9.1	24 - 52	29	30.4	19.2				
6-Jul	23 - 65	38	35.7	7.4	26 - 59	38	36.2	4.3								
7-Jul	21 - 61	28	33.3	13.9					23 - 43	29	30.3	18.5				
8-Jul	22 - 64	37	34.6	10.7					21 - 54	28	31.6	14.2				
9-Jul	24 - 58	37	34.4	9.3					24 - 59	31	33.9	5.6	24 - 62	30	34.5	4.4

Cifras preliminares.

(*) Talla Mínima Autorizada

