



Reporte 1. Pesquería de Merluza

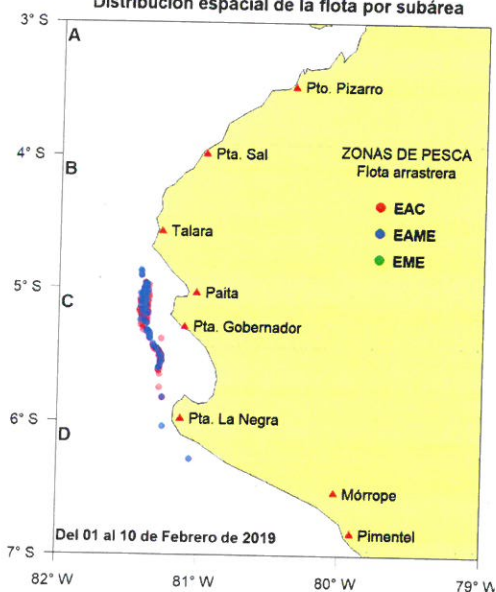
Al 10 de febrero de 2019

Desembarque (t) de recursos demersales de la flota arrastrera

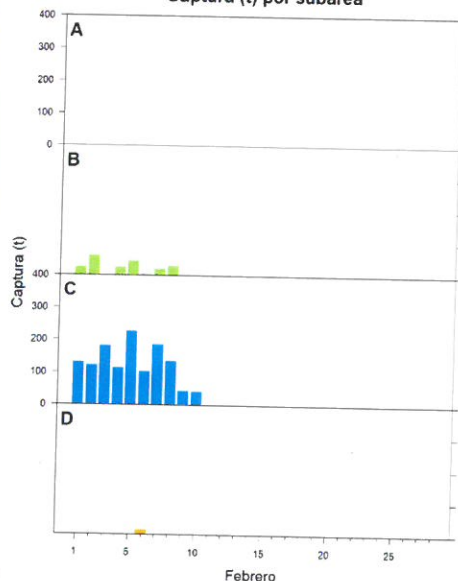
|              | INDUSTRIAL     |                |              | TOTAL          | OTROS         | TOTAL          | Número embarcaciones |          |     |
|--------------|----------------|----------------|--------------|----------------|---------------|----------------|----------------------|----------|-----|
|              | EAC            | EAME           | EME          | merluza        | demersales    |                | EAC                  | EAME     | EME |
| Jul. 2018    | 1403.3         | 1512.9         | 12.6         | 2928.8         | 231.0         | 3159.8         |                      |          |     |
| Ago. 2018    | 1297.9         | 1662.8         | 12.8         | 2973.5         | 214.1         | 3187.6         |                      |          |     |
| Set. 2018    | 181.1          | 122.2          | 2.3          | 305.6          | 155.2         | 460.8          |                      |          |     |
| Oct. 2018    | 1574.1         | 1476.4         | 6.6          | 3057.1         | 277.7         | 3334.8         |                      |          |     |
| Nov. 2018    | 831.1          | 1036           | 8.7          | 1875.8         | 716.0         | 2591.8         |                      |          |     |
| Dic. 2018    | 1921.6         | 1545.7         | 51.9         | 3519.2         | 650.7         | 4169.9         |                      |          |     |
| Ene. 2019    | 2669.6         | 2599.9         | 83.3         | 5352.8         | 140.4         | 5493.2         |                      |          |     |
| 01-5 Feb     | 439.0          | 452.5          |              | 891.5          | 17.2          | 908.7          |                      |          |     |
| 6 Feb        | 51.7           | 61.7           |              | 113.4          | 1.7           | 115.1          | 5                    | 2        |     |
| 7 Feb        | 81.1           | 112.5          |              | 193.6          | 7.4           | 201.0          | 7                    | 3        |     |
| 8 Feb        | 44.6           | 108.5          |              | 153.1          | 6.2           | 159.3          | 5                    | 3        |     |
| 9 Feb        | 41.5           |                |              | 41.5           | 0.6           | 42.1           | 2                    |          |     |
| 10 Feb       | 11.2           | 27.7           |              | 38.9           | 0.8           | 39.7           | 1                    | 1        |     |
| <b>TOTAL</b> | <b>10547.8</b> | <b>10718.8</b> | <b>178.2</b> | <b>21444.8</b> | <b>2419.0</b> | <b>23863.8</b> | <b>20</b>            | <b>9</b> |     |



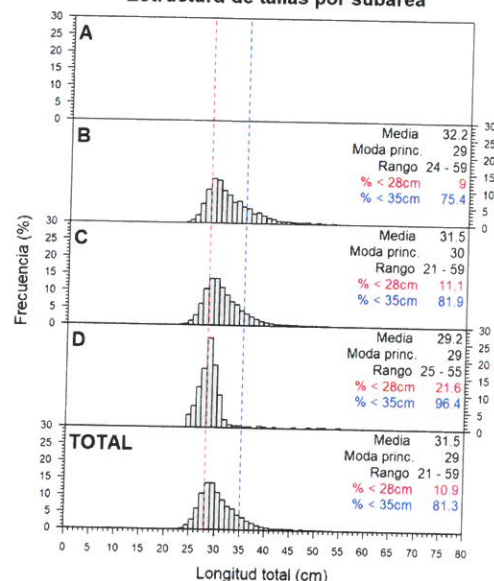
Distribución espacial de la flota por subárea



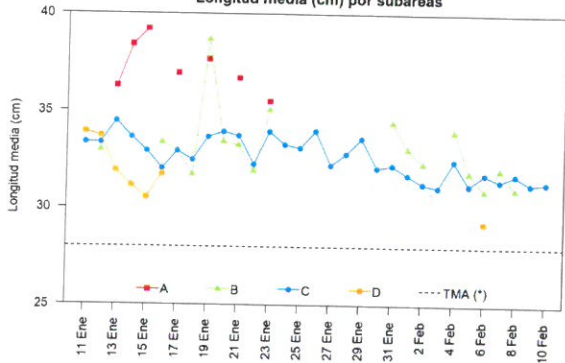
Captura (t) por subárea



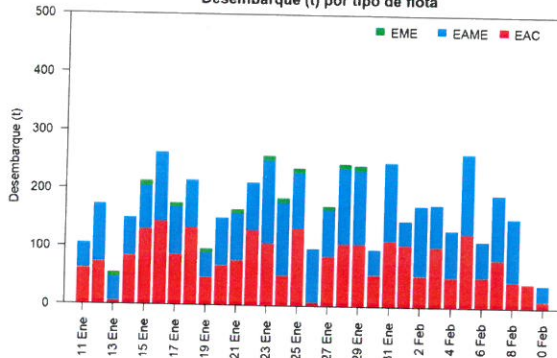
Estructura de tallas por subárea



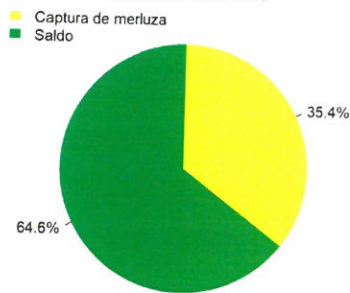
Longitud media (cm) por subáreas



Desembarque (t) por tipo de flota



Balace de la cuota de Merluza Julio 2018 - Junio 2019



Estadísticas descriptivas de la estructura de tallas por subárea al 10 de febrero de 2019

|        | A     |      |       |        | B       |      |       |        | C       |      |       |        | D       |      |       |        |
|--------|-------|------|-------|--------|---------|------|-------|--------|---------|------|-------|--------|---------|------|-------|--------|
|        | Rango | Moda | Media | %<28cm | Rango   | Moda | Media | %<28cm | Rango   | Moda | Media | %<28cm | Rango   | Moda | Media | %<28cm |
| 4-Feb  |       |      |       |        | 25 - 59 | 31   | 33.9  | 3      | 21 - 57 | 30   | 32.4  | 9.7    |         |      |       |        |
| 5-Feb  |       |      |       |        | 24 - 51 | 30   | 31.8  | 8.7    | 21 - 56 | 29   | 31.2  | 14.9   |         |      |       |        |
| 6-Feb  |       |      |       |        | 24 - 41 | 29   | 30.9  | 9.6    | 22 - 53 | 29   | 31.8  | 7.8    | 25 - 55 | 29   | 29.2  | 21.6   |
| 7-Feb  |       |      |       |        | 25 - 57 | 29   | 32    | 10.3   | 21 - 59 | 30   | 31.4  | 9.3    |         |      |       |        |
| 8-Feb  |       |      |       |        | 25 - 54 | 29   | 31    | 11.1   | 23 - 57 | 30   | 31.7  | 7.1    |         |      |       |        |
| 9-Feb  |       |      |       |        |         |      |       |        | 24 - 52 | 30   | 31.3  | 7.7    |         |      |       |        |
| 10-Feb |       |      |       |        |         |      |       |        | 23 - 52 | 30   | 31.3  | 8.6    |         |      |       |        |

Cifras preliminares.

(\*) Talla Mínima Autorizada

