

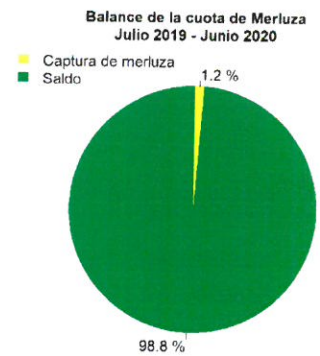
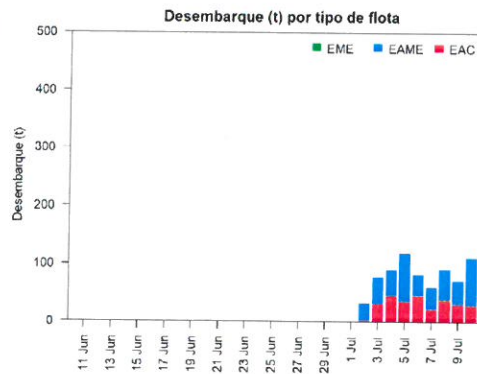
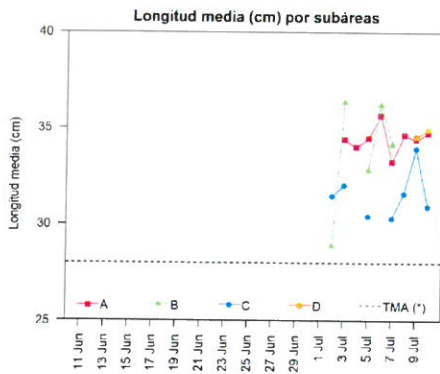
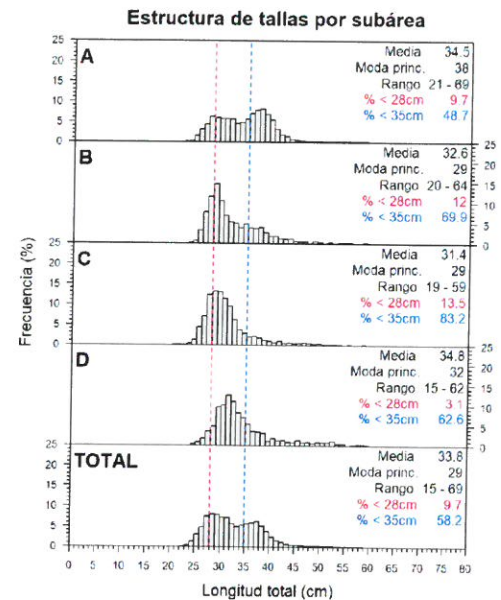
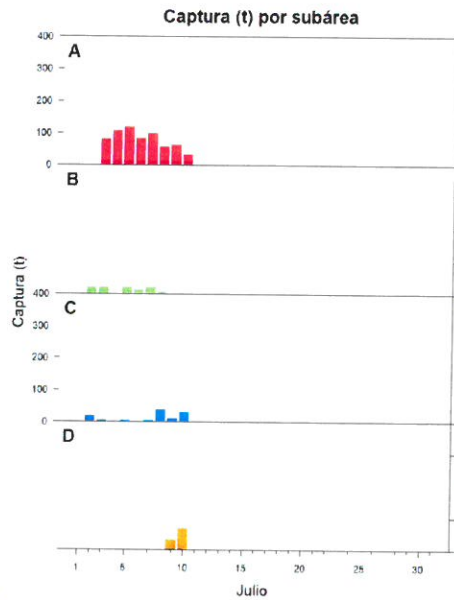
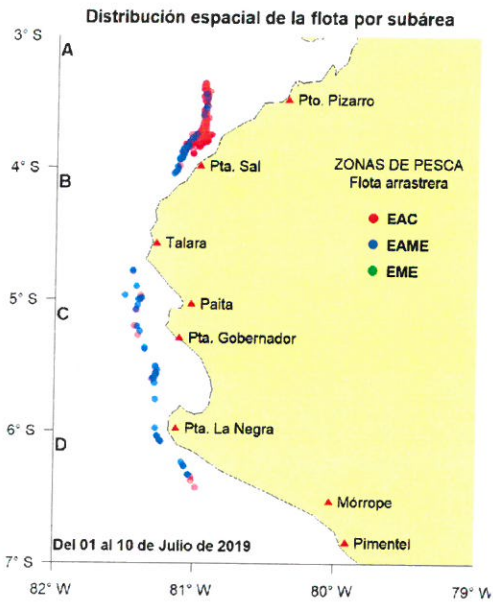


Reporte 1. Pesquería de Merluza

Al 10 de julio de 2019

Desembarque (t) de recursos demersales de la flota arrastrera

	INDUSTRIAL			TOTAL	OTROS	TOTAL	Número embarcaciones		
	EAC	EAME	EME	merluza	demersales		EAC	EAME	EME
01-5 Jul	113.7	203.3		317.0	55.9	372.9			
6 Jul	45.1	36.0		81.1	9.8	90.9	3	1	
7 Jul	21.6	37.8		59.4	56.0	115.4	8	2	
8 Jul	37.1	53.4		90.5	3.4	93.9	3	2	
9 Jul	29.9	40.0		69.9	31.9	101.8	5	1	
10 Jul	28.5	82.0		110.5	18.1	128.6	4	3	
TOTAL	275.9	452.5		728.4	175.1	903.5	23	9	



Estadísticas descriptivas de la estructura de tallas por subárea al 10 de julio de 2019

	A				B				C				D			
	Rango	Moda	Media	% < 28cm	Rango	Moda	Media	% < 28cm	Rango	Moda	Media	% < 28cm	Rango	Moda	Media	% < 28cm
4-Jul	22 - 59	32	34	9.4												
5-Jul	23 - 69	37	34.5	9.6	20 - 59	32	32.8	9.1	24 - 52	29	30.4	19.2				
6-Jul	23 - 65	35	35.7	7.4	26 - 59	38	36.2	4.3								
7-Jul	21 - 61	28	33.3	13.9	22 - 64	29	34.1	15.5	23 - 43	29	30.3	18.5				
8-Jul	22 - 64	37	34.6	10.7					21 - 54	28	31.6	14.2				
9-Jul	24 - 58	37	34.4	9.3					24 - 59	31	33.9	5.6	24 - 62	30	34.5	1.4
10-Jul	23 - 56	35	34.7	8.8					19 - 59	30	30.9	12.9	15 - 59	32	34.9	2.5

Cifras preliminares.

(*) Talla Mínima Autorizada

