

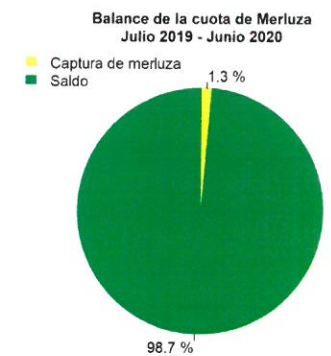
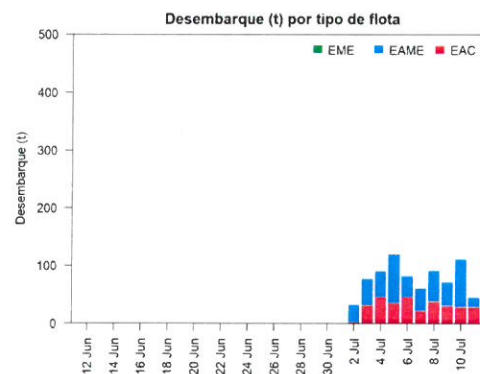
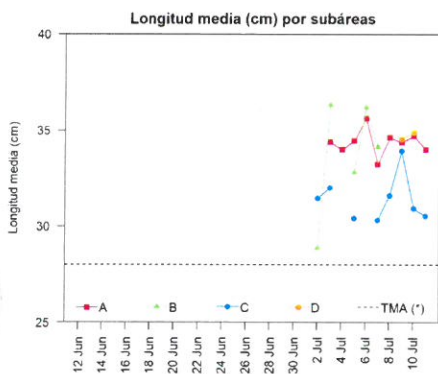
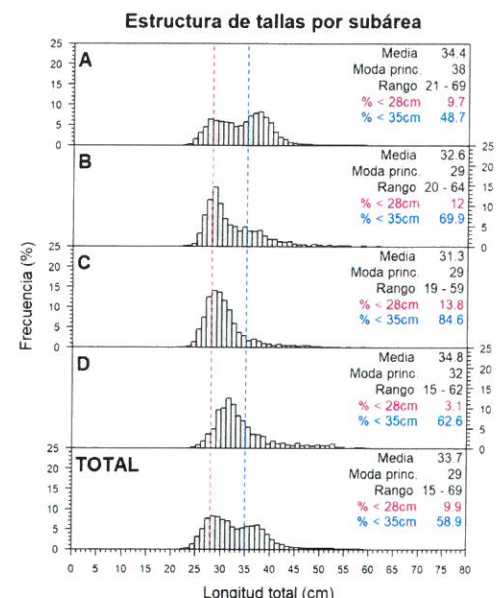
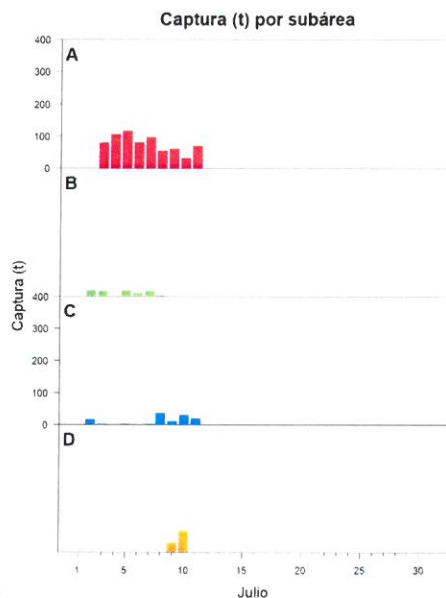
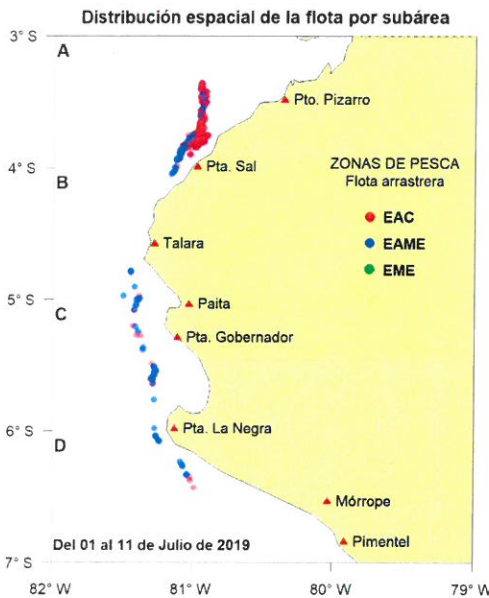


Reporte 1. Pesquería de Merluza

Al 11 de julio de 2019

Desembarque (t) de recursos demersales de la flota arrastrera

	INDUSTRIAL			TOTAL	OTROS	TOTAL	Número embarcaciones		
	EAC	EAME	EME				merluza	demersales	EAC
01-6 Jul	158.8	239.3		398.1	65.7	463.8			
7 Jul	21.6	37.8		59.4	56.0	115.4	8	2	
8 Jul	37.1	53.4		90.5	3.4	93.9	3	2	
9 Jul	29.9	40.0		69.9	31.9	101.8	5	1	
10 Jul	28.5	82.0		110.5	18.1	128.6	4	3	
11 Jul	28.0	16.2		44.2	45.6	89.8	6	2	
TOTAL	303.9	468.7		772.6	220.7	993.3	26	10	



Estadísticas descriptivas de la estructura de tallas por subárea al 11 de julio de 2019

	A				B				C				D			
	Rango	Moda	Media	% < 28cm	Rango	Moda	Media	% < 28cm	Rango	Moda	Media	% < 28cm	Rango	Moda	Media	% < 28cm
5-Jul	23 - 69	37	34.5	9.6	20 - 59	32	32.8	9.1	24 - 52	29	30.4	19.2				
6-Jul	23 - 65	38	35.7	7.4	26 - 59	38	36.2	4.3								
7-Jul	21 - 61	28	33.3	13.9	22 - 64	29	34.1	15.5	23 - 43	29	30.3	18.5				
8-Jul	22 - 64	37	34.6	10.7					21 - 54	28	31.6	14.2				
9-Jul	24 - 58	37	34.4	9.3					24 - 59	31	33.9	5.6	24 - 62	30	34.5	4.4
10-Jul	23 - 56	38	34.7	8.8					19 - 59	30	30.9	12.9	15 - 59	32	34.9	2.5
11-Jul	24 - 54	38	34	10.4					22 - 54	29	30.5	14.9				

Cifras preliminares.
(*) Talla Mínima Autorizada