

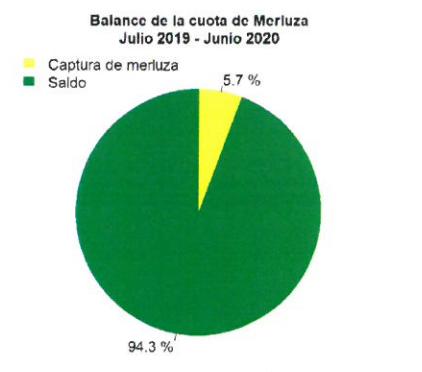
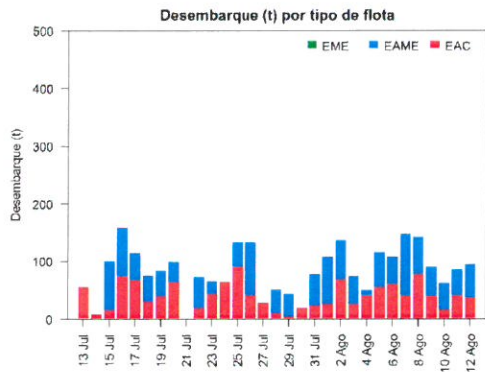
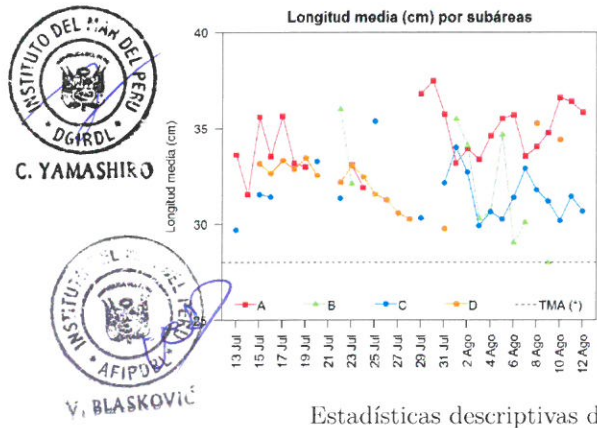
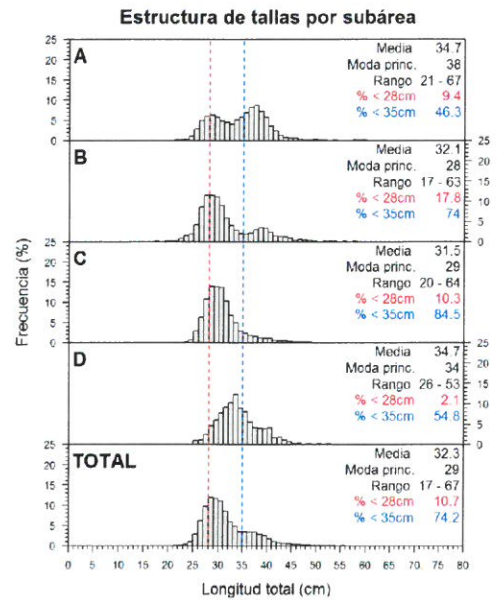
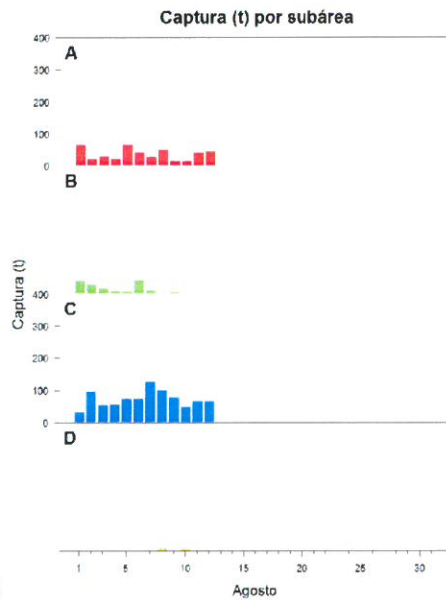
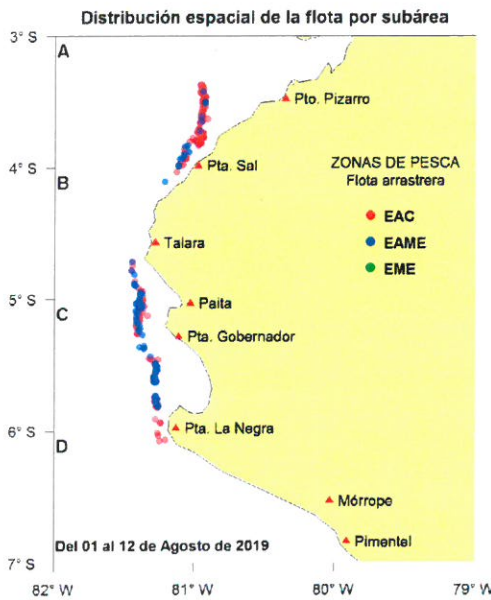


Reporte 1. Pesquería de Merluza

Al 12 de agosto de 2019

Desembarque (t) de recursos demersales de la flota arrastrera

	INDUSTRIAL			TOTAL merluza	OTROS demersales	TOTAL	Número embarcaciones		
	EAC	EAME	EME				EAC	EAME	EME
jul 2019	989.8	1167.2		2157.0	333.8	2490.8			
01-7 Ago	312.4	420.6		733.0	155.5	888.5			
8 Ago	76.9	64.0		140.9	4.7	145.6	8	2	
9 Ago	38.4	50.2		88.6	1.8	90.4	5	3	
10 Ago	15.4	45.5		60.9	0.8	61.7	2	1	
11 Ago	40.8	44.0		84.8	17.1	101.9	5	1	
12 Ago	36.1	57.2		93.3	14.1	107.4	6	2	
TOTAL	1509.8	1848.7		3358.5	527.8	3886.3	26	9	



INSTITUTO DEL MAR DEL PERU
DGARDL
C. YAMASHIRO
AFIPOL
V. BLASKOVIC

Estadísticas descriptivas de la estructura de tallas por subárea al 12 de agosto de 2019

	A				B				C				D			
	Rango	Moda	Media	% < 28cm	Rango	Moda	Media	% < 28cm	Rango	Moda	Media	% < 28cm	Rango	Moda	Media	% < 28cm
6-Ago	23 - 64	29	35.7	8.8	17 - 44	28	29	36.2	21 - 64	30	31.4	11.1				
7-Ago	22 - 60	30	33.5	13.9	23 - 44	29	30.1	18.6	21 - 60	30	32.9	4.5				
8-Ago	23 - 66	38	34	10.8					21 - 56	31	31.7	9.1	26 - 53	35	35.2	0.5
9-Ago	23 - 53	38	34.7	8.2	17 - 43	28	28	44.4	21 - 59	29	31.2	14.9				
10-Ago	21 - 62	38	36.5	4.7					25 - 41	31	30.1	6.7	26 - 44	34	34.4	2.9
11-Ago	24 - 55	37	36.3	2.9					22 - 56	31	31.4	5.5				
12-Ago	22 - 57	37	35.8	4.8					20 - 61	29	30.6	13.4				

Cifras preliminares.
(* Talla Mínima Autorizada)

INSTITUTO DEL MAR DEL PERU
DIRECCIÓN EJECUTIVA-CIENTÍFICA
R. GUEVARA