



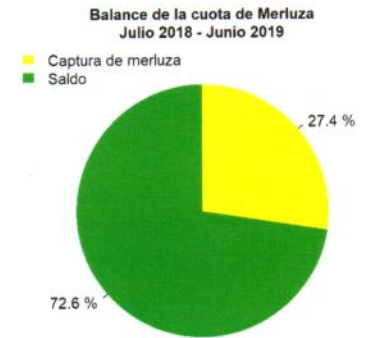
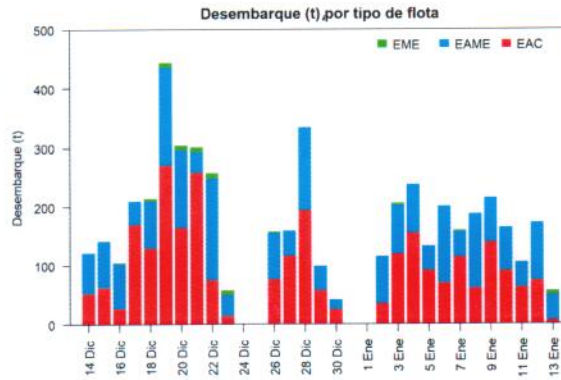
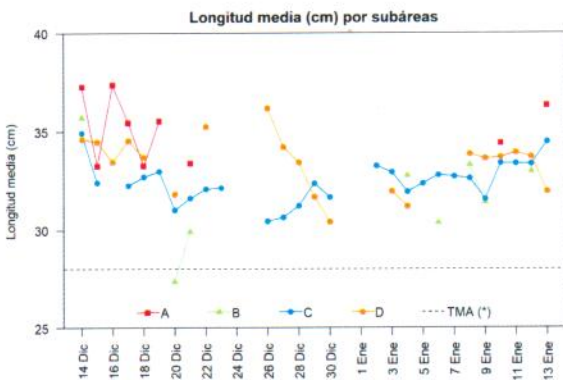
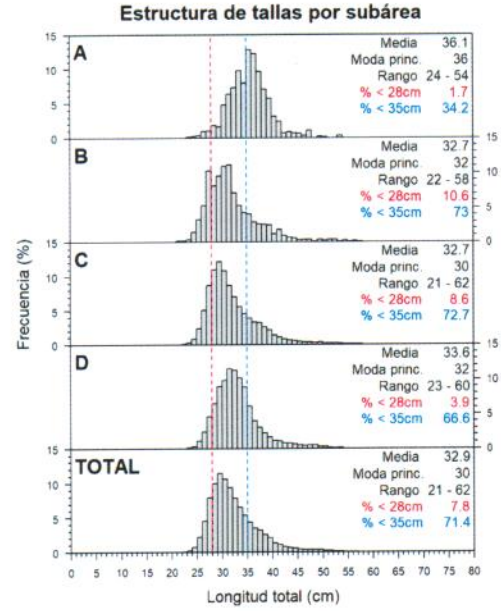
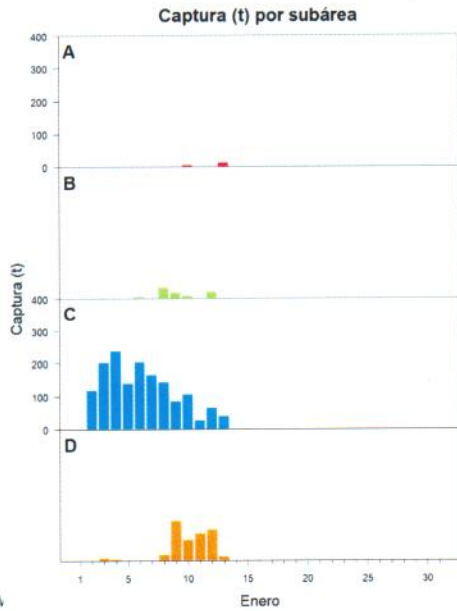
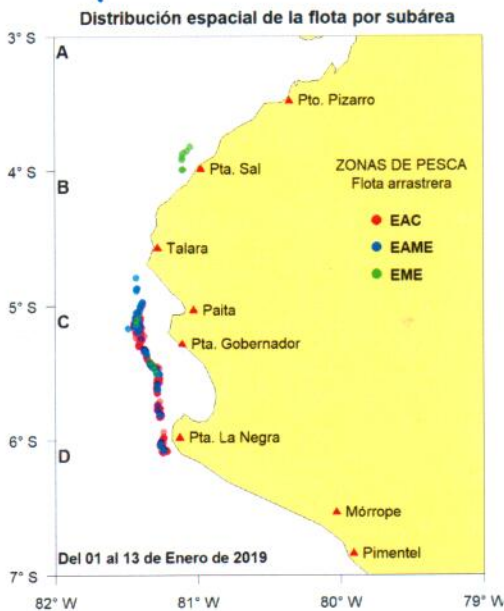
Reporte 1. Pesquería de Merluza
Al 13 de enero de 2019

Desembarque (t) de recursos demersales de la flota arrastrera

	INDUSTRIAL			TOTAL	OTROS	TOTAL	Número embarcaciones		
	EAC	EAME	EME	merluza	demersales		EAC	EAME	EME
Jul. 2018	1403.3	1512.9	12.6	2928.8	231.0	3159.8			
Ago. 2018	1297.9	1662.8	12.8	2973.5	214.1	3187.6			
Set. 2018	181.1	122.2	2.3	305.6	155.2	460.8			
Oct. 2018	1574.1	1476.4	6.6	3057.1	277.7	3334.8			
Nov. 2018	831.1	1036.0	8.7	1875.8	716.0	2591.8			
Dic. 2018	1921.6	1545.7	51.9	3519.2	650.7	4169.9			
01-8 Ene	641.2	587.9	5	1234.1	23.9	1258.0			
9 Ene	138.1	75.5		213.6	3.7	217.3	11	2	
10 Ene	89.6	73.9	0.6	164.1	11.7	175.8	9	2	1
11 Ene	61.9	42.5		104.4	2.2	106.6	6	1	
12 Ene	73.1	98.6		171.7	3.2	174.9	5	2	
13 Ene	5.6	42.0	7.1	54.7	4.9	59.6	1	1	1
TOTAL	8218.6	8276.4	107.6	16602.6	2294.3	18896.9	32	8	2



V. YÁÑEZ
(e)



Estadísticas descriptivas de la estructura de tallas por subárea al 13 de enero de 2019

	A				B				C				D			
	Rango	Moda	Media	%<28cm	Rango	Moda	Media	%<28cm	Rango	Moda	Media	%<28cm	Rango	Moda	Media	%<28cm
7-Ene					25 - 57	32	33.3	5.8	21 - 58	30	32.6	10.2	26 - 53	33	33.9	2
8-Ene					23 - 55	31	31.4	16.8	22 - 57	29	31.5	12.5	24 - 58	32	33.6	4.7
9-Ene	26 - 47	35	34.4	2.9					23 - 58	30	33.4	7.1	24 - 60	33	33.7	4.3
10-Ene									24 - 56	29	33.4	8.2	24 - 54	33	33.9	3
11-Ene									22 - 58	28	33	11	22 - 57	30	33.3	6.8
12-Ene									26 - 55	33	34.5	7.8	24 - 52	32	31.9	4.4
13-Ene	24 - 54	36	36.3	1.6												

Cifras preliminares.
(* Talla Mínima Autorizada)



V. BLASKOVIĆ
C. YAMASHIRO