

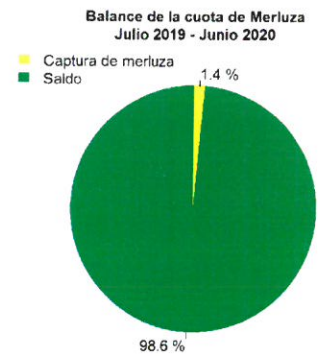
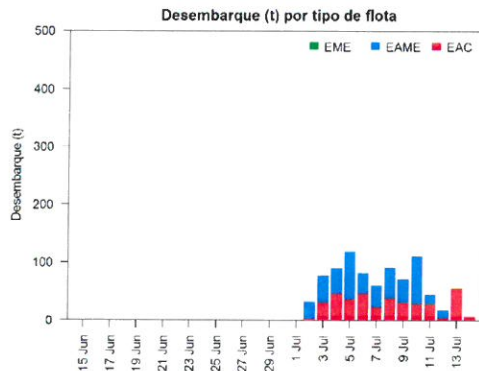
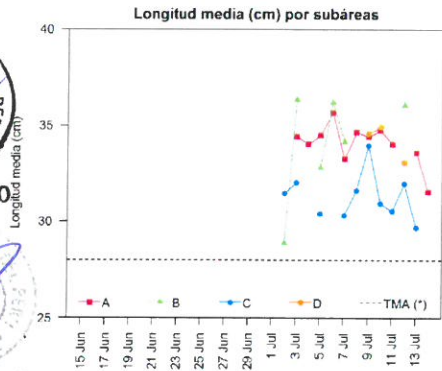
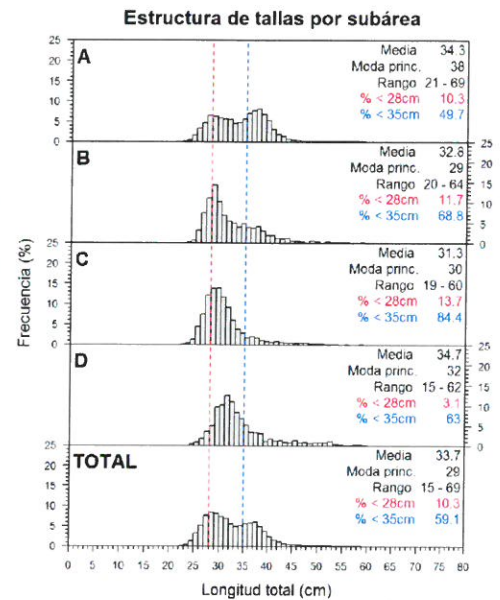
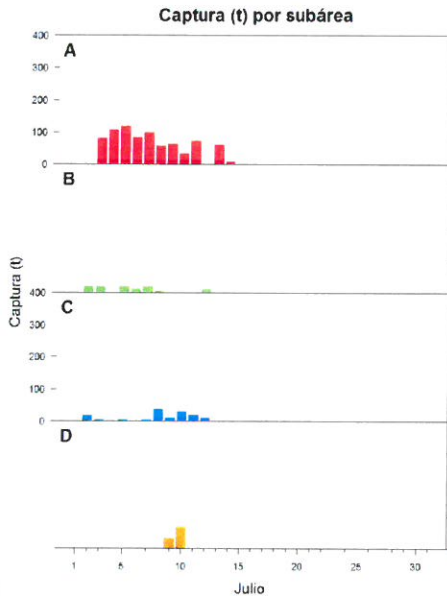
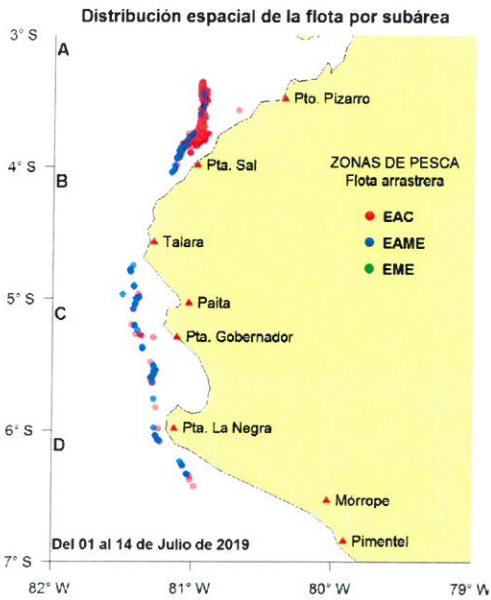


Reporte 1. Pesquería de Merluza

Al 14 de julio de 2019

Desembarque (t) de recursos demersales de la flota arrastrera

	INDUSTRIAL			TOTAL	OTROS	TOTAL	Número embarcaciones		
	EAC	EAME	EME	merluza	demersales		EAC	EAME	EME
01-9 Jul	247.5	370.5		618.0	156.9	774.9			
10 Jul	28.5	82		110.5	18.1	128.6	4	3	
11 Jul	28.0	16.2		44.2	45.6	89.8	6	2	
12 Jul	4.5	12.9		17.4	3.5	20.9	2	1	
13 Jul	55.2			55.2	4.4	59.6	10		
14 Jul	6.5			6.5	0.8	7.3	1		
TOTAL	370.2	481.6		851.8	229.3	1081.1	23	6	



Estadísticas descriptivas de la estructura de tallas por subárea al 14 de julio de 2019

	A				B				C				D			
	Rango	Moda	Media	%<28cm	Rango	Moda	Media	%<28cm	Rango	Moda	Media	%<28cm	Rango	Moda	Media	%<28cm
8-Jul	22 - 64	37	34.6	10.7					21 - 54	28	31.6	14.2				
9-Jul	24 - 58	37	34.4	9.3					24 - 59	31	33.9	5.6	24 - 62	30	34.5	1.4
10-Jul	23 - 56	38	34.7	8.8					19 - 59	30	30.9	12.9	15 - 59	32	34.9	2.5
11-Jul	24 - 54	38	34	10.4					22 - 54	29	30.5	14.9				
12-Jul					23 - 59	39	36	5.2	24 - 60	30	31.9	12.7	26 - 56	31	33.1	4
13-Jul	21 - 56	29	33.6	12.4					24 - 46	29	29.7	19.8				
14-Jul	23 - 43	29	31.5	24.3												

Cifras preliminares.

(*) Talla Mínima Autorizada