

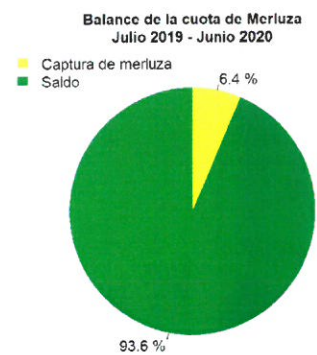
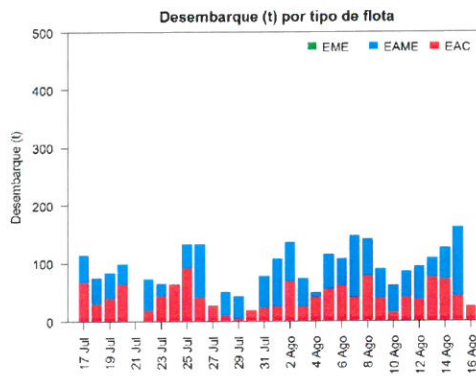
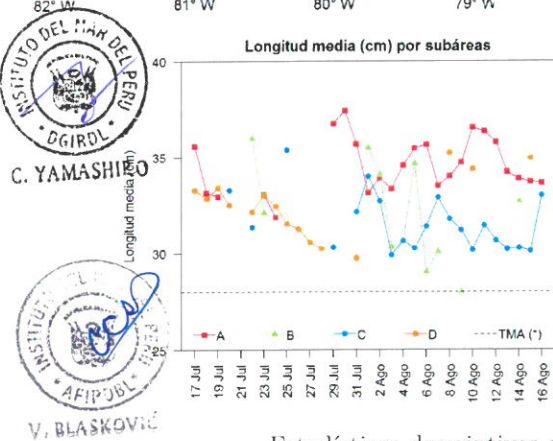
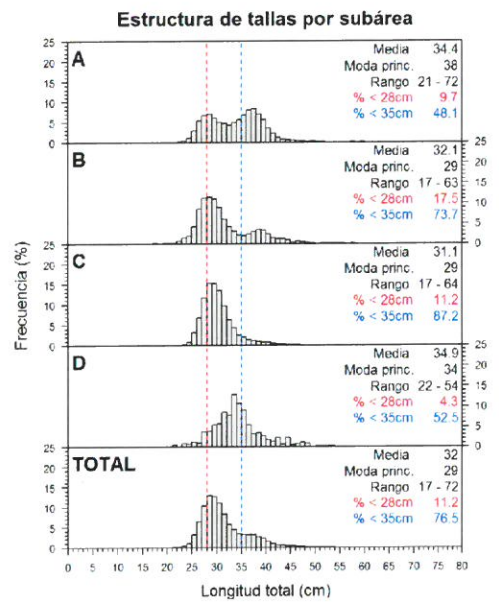
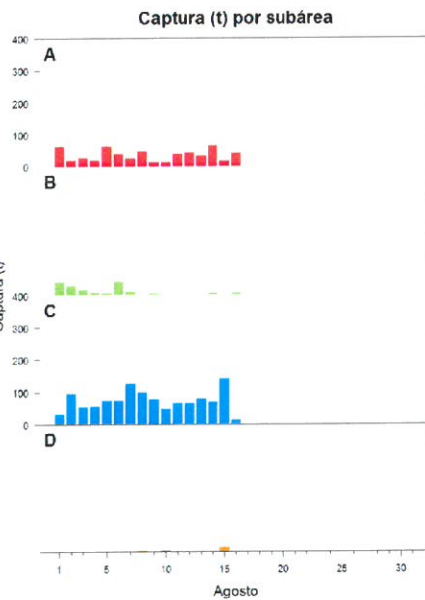
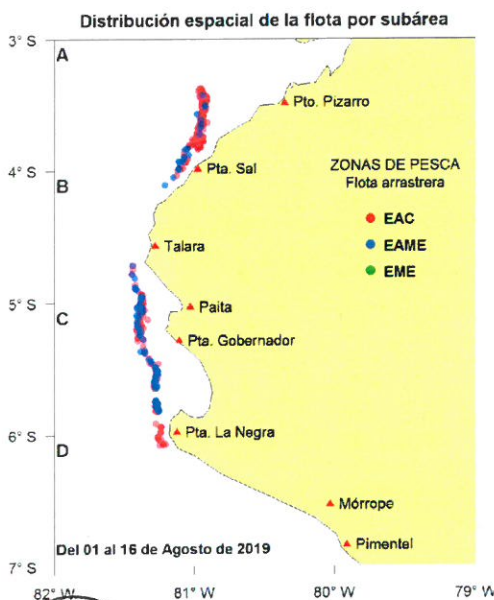


Reporte 1. Pesquería de Merluza

Al 16 de agosto de 2019

Desembarque (t) de recursos demersales de la flota arrastrera

	INDUSTRIAL			TOTAL	OTROS	TOTAL	Número embarcaciones		
	EAC	EAME	EME	merluza	demersales		EAC	EAME	EME
jul 2019	989.8	1167.2		2157.0	333.8	2490.8			
01-11 Ago	483.9	624.3		1108.2	180.0	1288.2			
12 Ago	36.1	57.2		93.3	14.1	107.4	6	2	
13 Ago	75.1	32.3		107.4	3.1	110.5	6	1	
14 Ago	71.5	54.5		126.0	11.2	137.2	6	2	
15 Ago	41.9	119.8		161.7	9.2	170.9	5	3	
16 Ago	24.3			24.3	33.6	57.9	5		
TOTAL	1722.6	2055.3		3777.9	585.0	4362.9	28	8	



Estadísticas descriptivas de la estructura de tallas por subárea al 16 de agosto de 2019

	A				B				C				D			
	Rango	Moda	Media	% < 28cm	Rango	Moda	Media	% < 28cm	Rango	Moda	Media	% < 28cm	Rango	Moda	Media	% < 28cm
10-Ago	21 - 62	38	36.5	4.7					25 - 41	31	30.1	6.7	26 - 44	34	34.4	2.9
11-Ago	24 - 55	37	36.3	2.9					22 - 56	31	31.4	5.5				
12-Ago	22 - 57	37	35.8	4.8					20 - 61	29	30.6	13.1				
13-Ago	24 - 72	37	34.2	8.3					17 - 48	30	30.2	13.3				
14-Ago	23 - 55	29	33.9	10.2	24 - 55	29	32.7	12.3	20 - 50	30	30.3	12				
15-Ago	23 - 64	29	33.7	11.7					21 - 58	29	30.1	14.1	22 - 54	34	34.9	4.9
16-Ago	23 - 51	28	33.7	13.5					25 - 46	32	33	5.9				

Cifras preliminares.

(*) Talla Mínima Autorizada

