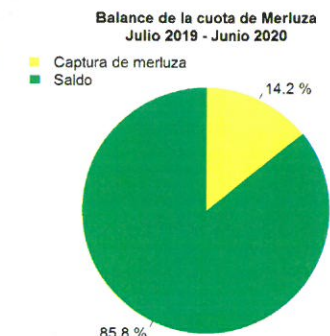
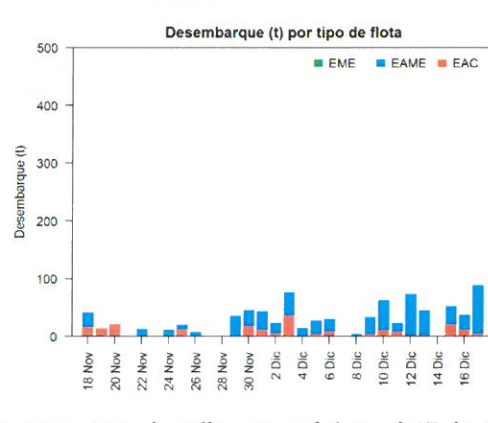
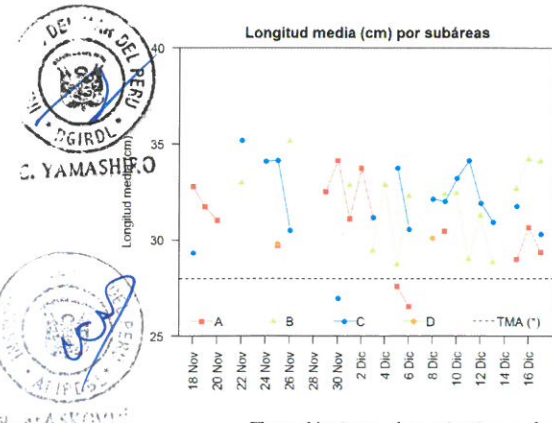
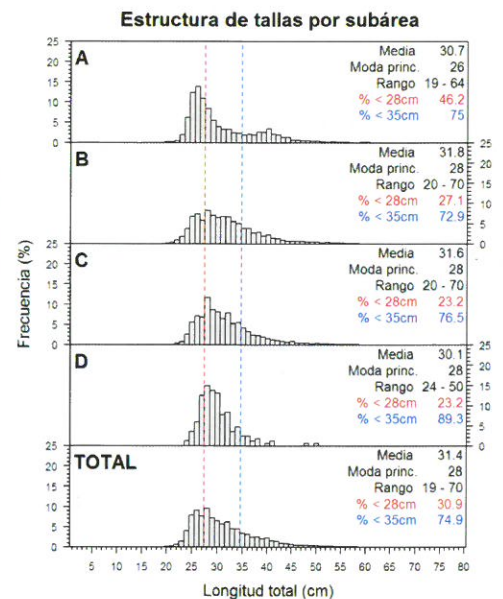
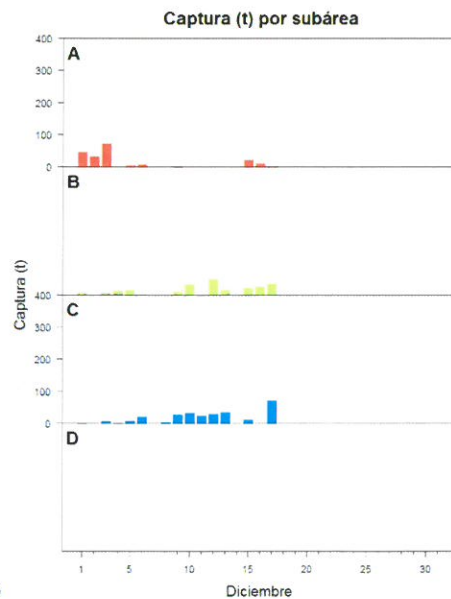
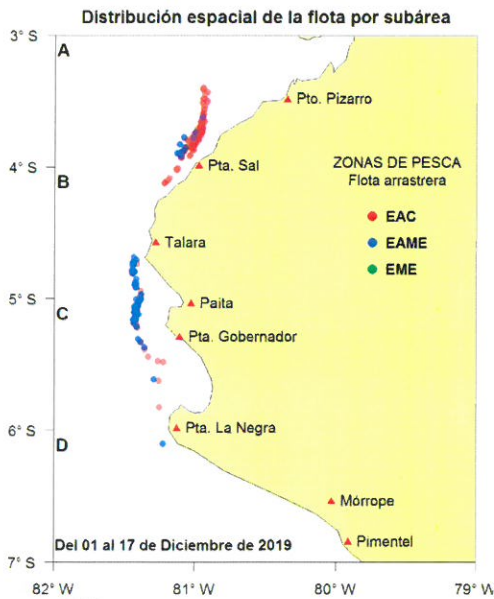




Reporte 1. Pesquería de Merluza  
Al 17 de diciembre de 2019

Desembarque (t) de recursos demersales de la flota arrastrera

	INDUSTRIAL			TOTAL	OTROS	TOTAL	Número embarcaciones		
	EAC	EAME	EME	merluza	demersales		EAC	EAME	EME
jul 2019	989.8	1167.2		2157	333.8	2490.8			
ago 2019	1176.4	1732.7		2909.1	728.3	3637.4			
sep 2019	340.4	701.4		1041.8	148.6	1190.4			
oct 2019	502.9	456.7		959.6	293.9	1253.5			
nov 2019	264.8	368.2		633	180.3	813.3			
01-12 Dic	89.4	329.3		418.7	69.8	488.5			
13 Dic	1.8	43.3		45.1	5.7	50.8	1	2	
14 Dic									
15 Dic	20.8	31.4		52.2	6.6	58.8	2	2	
16 Dic	11.5	26.3		37.8	1.3	39.1	2	1	
17 Dic	3.8	85.5		89.3	23.2	112.5	1	3	
<b>TOTAL</b>	<b>3401.6</b>	<b>4942</b>		<b>8343.6</b>	<b>1791.5</b>	<b>10135.1</b>	<b>6</b>	<b>8</b>	



Estadísticas descriptivas de la estructura de tallas por subárea al 17 de diciembre de 2019

	A				B				C				D			
	Rango	Moda	Media	% < 28cm	Rango	Moda	Media	% < 28cm	Rango	Moda	Media	% < 28cm	Rango	Moda	Media	% < 28cm
11-Dic					22 - 45	25	29	54.9	22 - 70	32	34.2	16.9				
12-Dic					20 - 58	29	31.3	25.2	20 - 63	28	31.9	26.6				
13-Dic					20 - 58	25	28.9	52.2	22 - 62	28	31	26.6				
14-Dic																
15-Dic	20 - 52	26	29	59.3	20 - 63	28	32.7	22.6	22 - 58	28	31.8	20				
16-Dic	20 - 54	26	30.7	50.5	20 - 70	34	34.2	19.3								
17-Dic	22 - 58	26	29.4	59.6	21 - 58	31	31.1	18.5	22 - 54	28	30.3	25.2				

Cifras preliminares.  
(\* Talla Mínima Autorizada)

