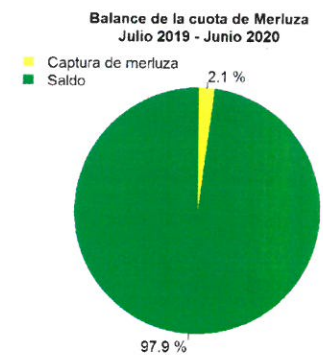
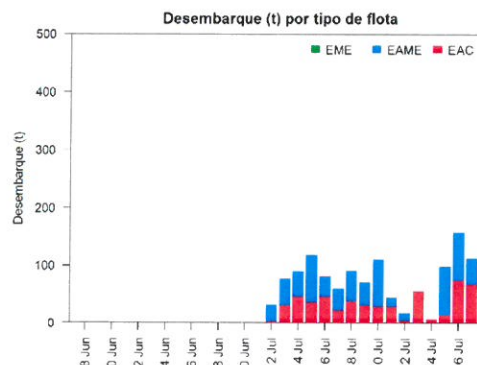
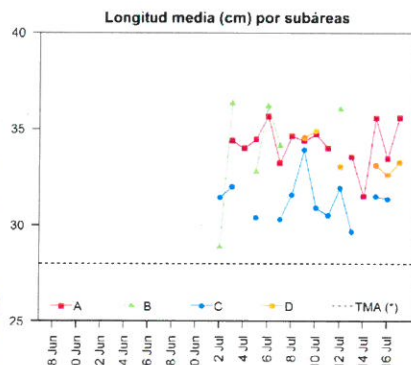
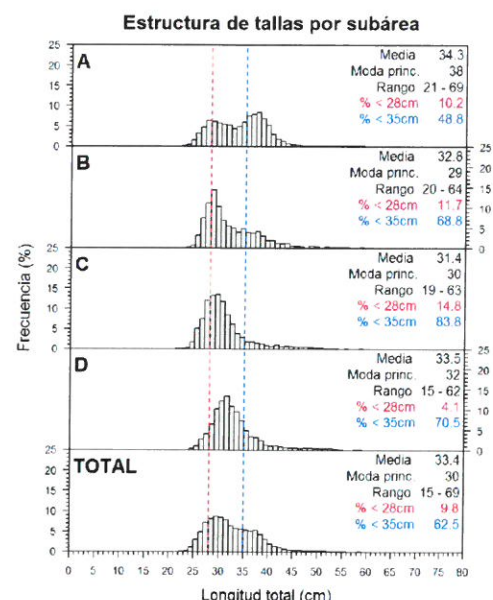
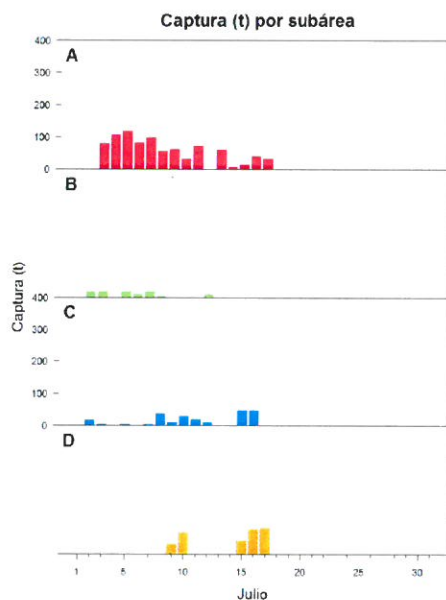
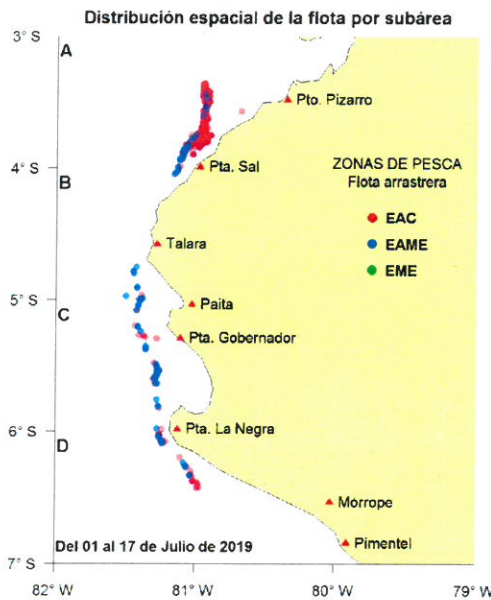




Reporte 1. Pesquería de Merluza
Al 17 de julio de 2019

Desembarque (t) de recursos demersales de la flota arrastrera

	INDUSTRIAL			TOTAL merluza	OTROS demersales	TOTAL	Número embarcaciones		
	EAC	EAME	EME				EAC	EAME	EME
01-12 Jul	308.4	481.5		789.9	224.1	1014.0			
13 Jul	55.2			55.2	4.4	59.6	10		
14 Jul	6.5			6.5	0.8	7.3	1		
15 Jul	14.5	84.7		99.2	2.0	101.2	1	2	
16 Jul	73.6	84.1		157.7	4.3	162.0	6	2	
17 Jul	66.6	45.9		112.5	1.1	113.6	4	1	
TOTAL	524.8	696.2		1221.0	236.7	1457.7	22	5	



Estadísticas descriptivas de la estructura de tallas por subárea al 17 de julio de 2019

	A				B				C				D			
	Rango	Moda	Media	% < 28cm	Rango	Moda	Media	% < 28cm	Rango	Moda	Media	% < 28cm	Rango	Moda	Media	% < 28cm
11-Jul	24 - 54	38	34	10.4					22 - 54	29	30.5	14.9				
12-Jul					23 - 59	39	36	5.2	24 - 60	30	31.9	12.7	26 - 56	31	33.1	4
13-Jul	21 - 56	29	33.6	12.4					24 - 46	29	29.7	19.8				
14-Jul	23 - 43	29	31.5	24.3												
15-Jul	24 - 52	38	35.6	4.3					22 - 59	30	31.5	16.2	25 - 55	31	33.1	4.8
16-Jul	21 - 55	37	33.5	15.7					23 - 63	29	31.4	16.6	21 - 53	32	32.6	6
17-Jul	22 - 61	36	35.6	4.3									25 - 54	32	33.3	2.0

Cifras preliminares.
(*) Talla Mínima Autorizada