

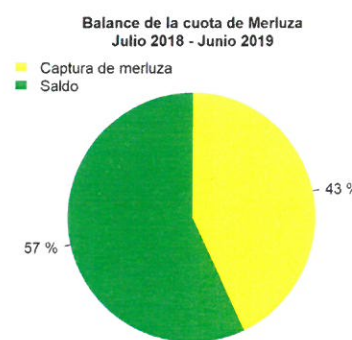
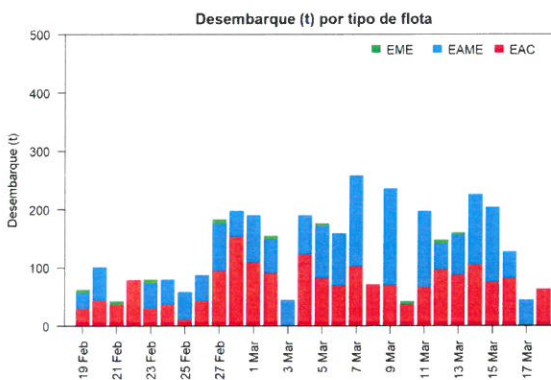
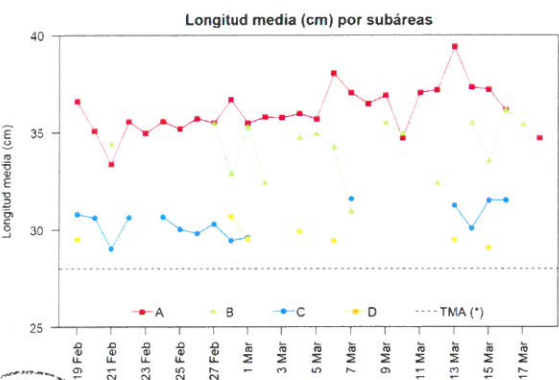
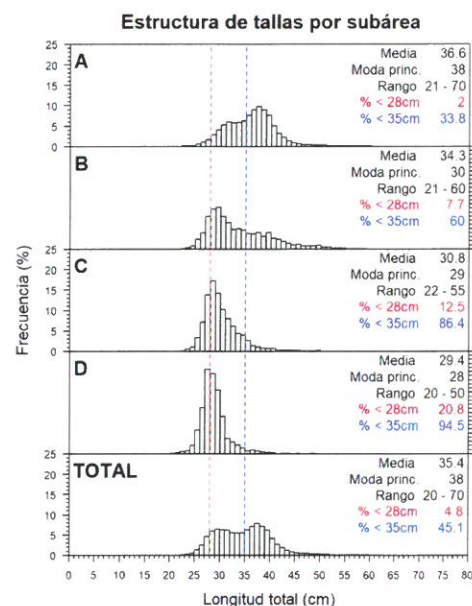
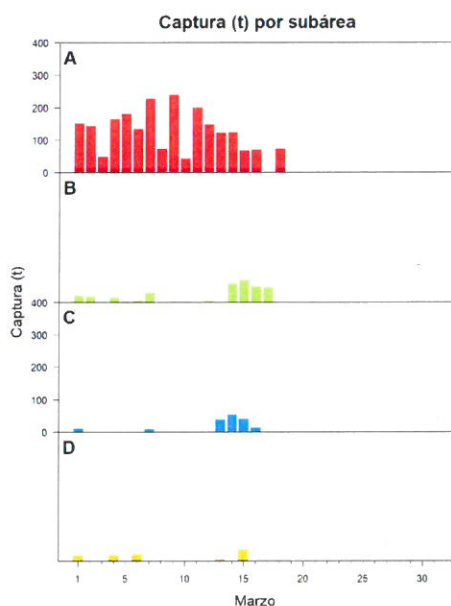
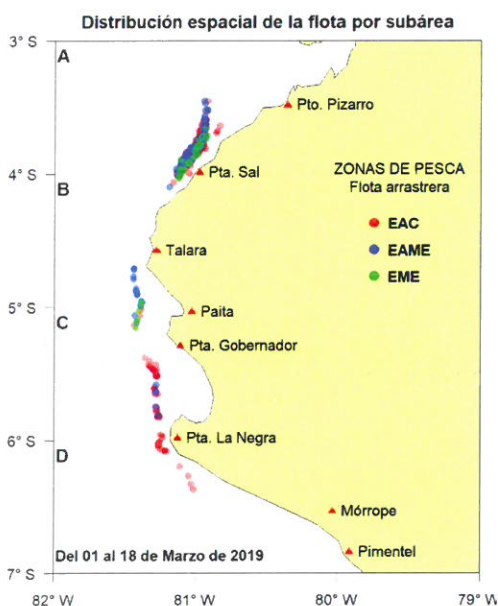


Reporte 1. Pesquería de Merluza

Al 18 de marzo de 2019

Desembarque (t) de recursos demersales de la flota arrastrera

|              | INDUSTRIAL     |                |              | TOTAL          | OTROS         | TOTAL          | Número embarcaciones |          |     |
|--------------|----------------|----------------|--------------|----------------|---------------|----------------|----------------------|----------|-----|
|              | EAC            | EAME           | EME          | merluza        | demersales    |                | EAC                  | EAME     | EME |
| Jul. 2018    | 1403.3         | 1512.9         | 12.6         | 2928.8         | 231.0         | 3159.8         |                      |          |     |
| Ago. 2018    | 1297.9         | 1662.8         | 12.8         | 2973.5         | 214.1         | 3187.6         |                      |          |     |
| Set. 2018    | 181.1          | 122.2          | 2.3          | 305.6          | 155.3         | 460.9          |                      |          |     |
| Oct. 2018    | 1574.1         | 1476.4         | 6.6          | 3057.1         | 277.7         | 3334.8         |                      |          |     |
| Nov. 2018    | 831.1          | 1036           | 8.7          | 1875.8         | 716.0         | 2591.8         |                      |          |     |
| Dic. 2018    | 1921.6         | 1545.7         | 51.9         | 3519.2         | 650.7         | 4169.9         |                      |          |     |
| Ene. 2019    | 2669.6         | 2599.9         | 83.3         | 5352.8         | 140.4         | 5493.2         |                      |          |     |
| Feb. 2019    | 1646.2         | 1681.7         | 24.9         | 3352.8         | 88.6          | 3441.4         |                      |          |     |
| 01-13 Mar    | 1001.6         | 998.5          | 24.3         | 2024.4         | 40.2          | 2064.6         |                      |          |     |
| 14 Mar       | 104.5          | 121.6          |              | 226.1          | 4.6           | 230.7          | 8                    | 2        |     |
| 15 Mar       | 75.5           | 127.8          |              | 203.3          | 3.9           | 207.2          | 6                    | 3        |     |
| 16 Mar       | 81.5           | 44.9           |              | 126.4          | 2.6           | 129.0          | 7                    | 1        |     |
| 17 Mar       |                | 44.4           |              | 44.4           | 0.2           | 44.6           |                      | 1        |     |
| 18 Mar       | 62.8           |                |              | 62.8           | 9.0           | 71.8           | 5                    |          |     |
| <b>TOTAL</b> | <b>12850.8</b> | <b>12974.8</b> | <b>227.4</b> | <b>26053.0</b> | <b>2534.3</b> | <b>28587.3</b> | <b>26</b>            | <b>7</b> |     |



Estadísticas descriptivas de la estructura de tallas por subárea al 18 de marzo de 2019

|        | A       |      |       |        | B       |      |       |        | C       |      |       |        | D       |      |       |        |
|--------|---------|------|-------|--------|---------|------|-------|--------|---------|------|-------|--------|---------|------|-------|--------|
|        | Rango   | Moda | Media | %<28cm | Rango   | Moda | Media | %<28cm | Rango   | Moda | Media | %<28cm | Rango   | Moda | Media | %<28cm |
| 12-Mar | 21 - 67 | 39   | 37.2  | 2.8    | 24 - 47 | 31   | 32.4  | 11.3   | 23 - 55 | 29   | 31.3  | 9.9    | 24 - 49 | 29   | 29.5  | 20.1   |
| 14-Mar | 21 - 67 | 38   | 39.4  | 0.5    |         |      |       |        | 23 - 50 | 29   | 30.1  | 14.6   |         |      |       |        |
| 15-Mar | 21 - 65 | 38   | 37.3  | 1.5    | 25 - 60 | 32   | 35.5  | 2.7    | 22 - 50 | 30   | 31.5  | 10.6   | 20 - 43 | 29   | 29.1  | 22.9   |
| 16-Mar | 23 - 59 | 40   | 37.2  | 2.1    | 21 - 58 | 30   | 33.5  | 11.6   |         |      |       |        |         |      |       |        |
| 17-Mar | 22 - 70 | 38   | 36.1  | 3.2    | 23 - 56 | 30   | 36.1  | 5.5    | 24 - 53 | 29   | 31.5  | 10.9   |         |      |       |        |
| 18-Mar | 22 - 63 | 36   | 34.7  | 4.8    | 23 - 54 | 30   | 35.4  | 6.5    |         |      |       |        |         |      |       |        |

V. BLASKOVA  
C. YAMASHIRO

R. GUEVARA