

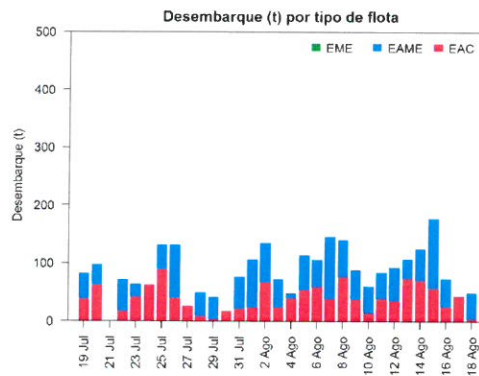
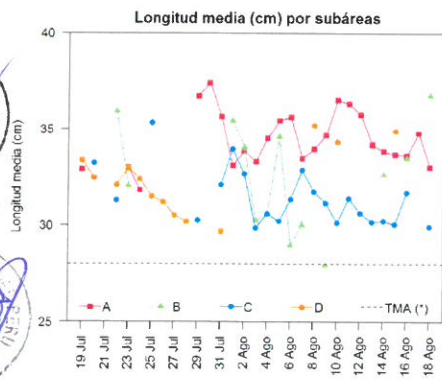
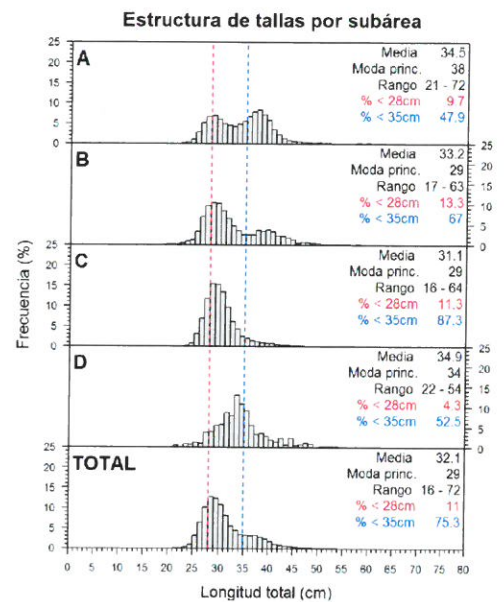
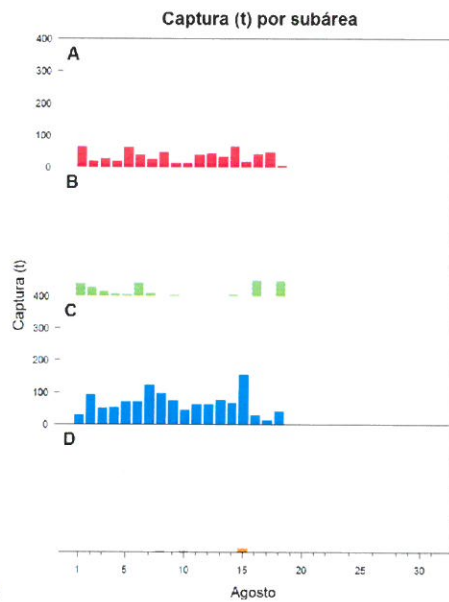
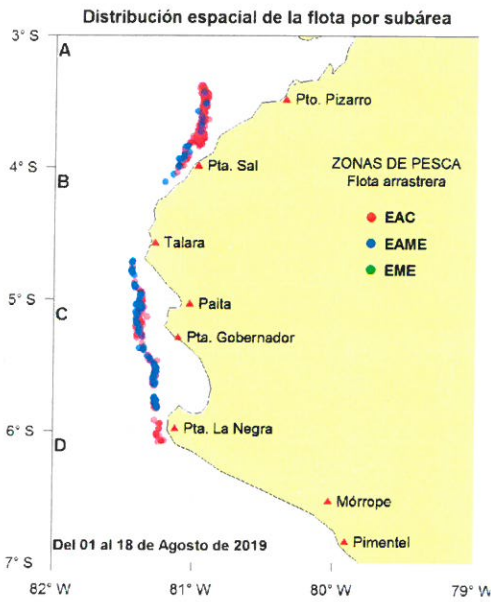


Reporte 1. Pesquería de Merluza

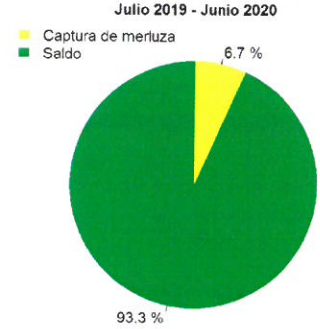
Al 18 de agosto de 2019

Desembarque (t) de recursos demersales de la flota arrastrera

	INDUSTRIAL			TOTAL	OTROS	TOTAL	Número embarcaciones		
	EAC	EAME	EME	mrluza	demersales		EAC	EAME	EME
jul 2019	989.8	1167.2		2157.0	333.8	2490.8			
01-13 Ago	595.1	713.8		1308.9	197.2	1506.1			
14 Ago	71.5	54.5		126.0	11.2	137.2	6	2	
15 Ago	58.2	119.8		178.0	9.4	187.4	6	3	
16 Ago	25.3	48.5		73.8	47.0	120.8	6	2	
17 Ago	44.4			44.4	15.8	60.2	6		
18 Ago	4.7	45.6		50.3	41.8	92.1	3	1	
<b>TOTAL</b>	<b>1789.0</b>	<b>2149.4</b>		<b>3938.4</b>	<b>656.2</b>	<b>4594.6</b>	<b>27</b>	<b>8</b>	



Balance de la cuota de Merluza Julio 2019 - Junio 2020



Estadísticas descriptivas de la estructura de tallas por subárea al 18 de agosto de 2019

	A				B				C				D			
	Rango	Moda	Media	% < 28cm	Rango	Moda	Media	% < 28cm	Rango	Moda	Media	% < 28cm	Rango	Moda	Media	% < 28cm
12-Ago	22 - 57	37	35.8	4.8					20 - 61	29	30.6	13.4				
13-Ago	24 - 72	37	34.2	8.3					17 - 48	30	30.2	13.3				
14-Ago	23 - 55	29	33.9	10.2	24 - 55	29	32.7	12.3	20 - 50	30	30.3	12				
15-Ago	23 - 64	29	33.7	11.7					21 - 58	29	30.1	14.3	22 - 54	34	34.9	4.9
16-Ago	23 - 51	28	33.7	13.5	25 - 57	30	33.5	6.8	16 - 54	29	31.7	9.8				
17-Ago	22 - 62	38	31.8	9.7												
18-Ago	22 - 57	28	33.1	12.7	22 - 58	41	36.8	6.2	24 - 37	28	30	9.8				

Cifras preliminares.

(\*) Talla Mínima Autorizada