

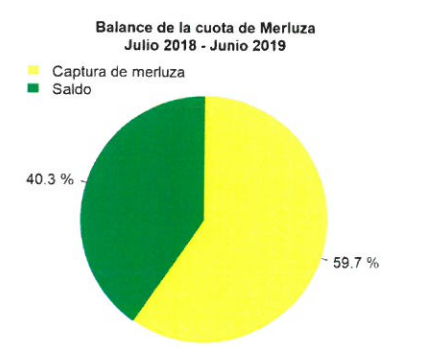
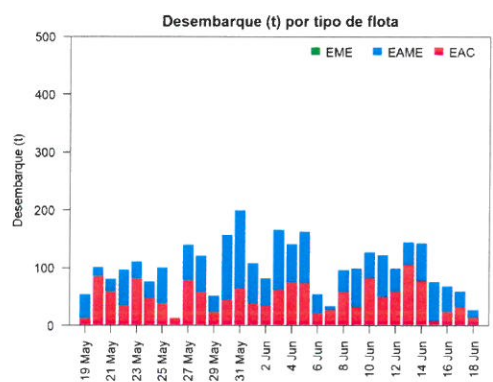
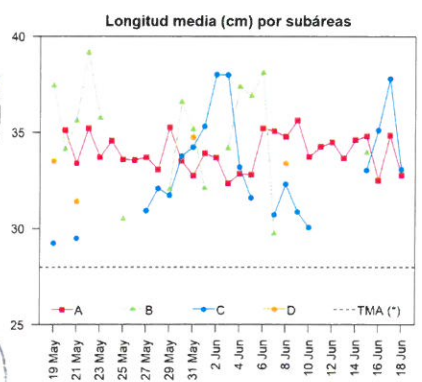
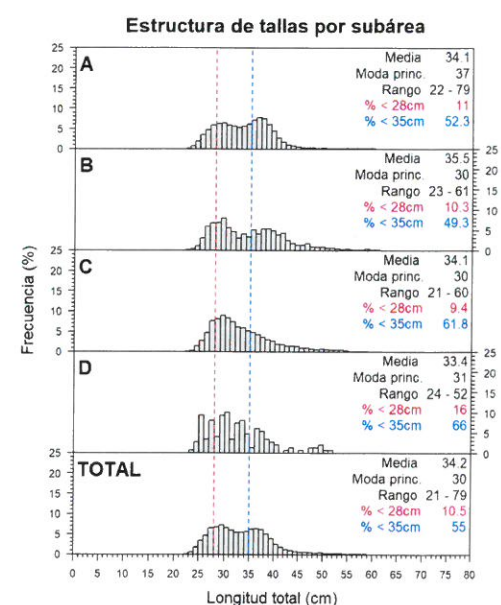
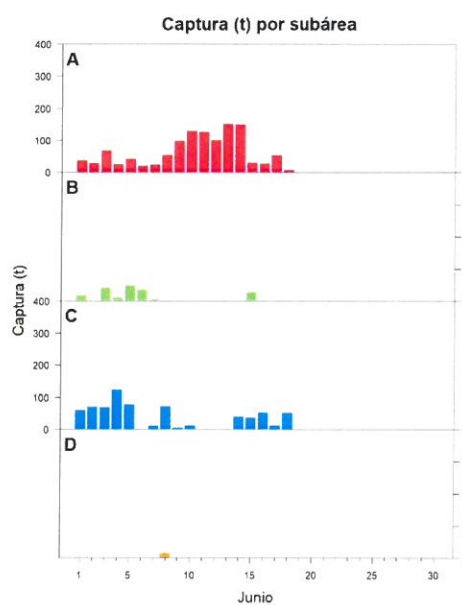
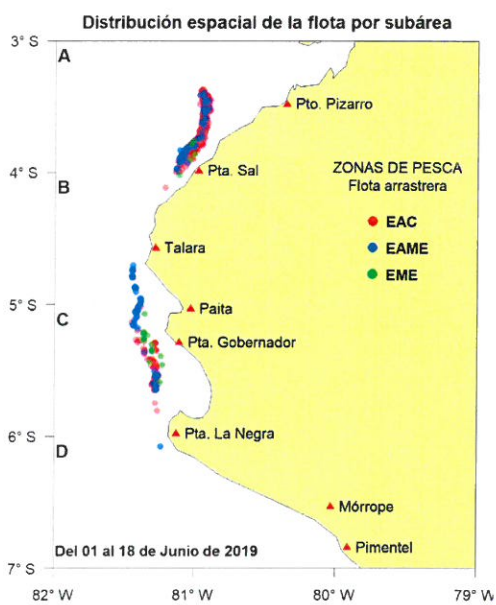


Reporte 1. Pesquería de Merluza

Al 18 de junio de 2019

Desembarque (t) de recursos demersales de la flota arrastrera

	INDUSTRIAL			TOTAL	OTROS	TOTAL	Número embarcaciones		
	EAC	EAME	EME	merluza	demersales		EAC	EAME	EME
Jul. 2018	1403.3	1512.9	12.6	2928.8	231.0	3159.8			
Ago. 2018	1297.9	1662.8	12.8	2973.5	214.1	3187.6			
Set. 2018	181.1	122.2	2.3	305.6	155.3	460.9			
Oct. 2018	1574.1	1476.4	6.6	3057.1	277.7	3334.8			
Nov. 2018	831.1	1036.0	8.7	1875.8	716.0	2591.8			
Dic. 2018	1921.6	1545.7	51.9	3519.2	650.7	4169.9			
Ene. 2019	2669.6	2599.9	83.3	5352.8	140.4	5493.2			
Feb. 2019	1646.2	1681.7	24.9	3352.8	88.6	3441.4			
Mar. 2019	2225.1	1988.0	25.2	4238.3	158.8	4397.1			
Abr. 2019	1949.2	1604.4	0.8	3554.4	200.6	3755.0			
May. 2019	1810.5	1421.6	0.3	3232.4	250.9	3483.3			
01-13 Jun	710.5	717.3	1.6	1429.4	118.4	1547.8			
14 Jun	76.4	66.1		142.5	45.1	187.6	8	2	
15 Jun	7.0	68.2		75.2	15.8	91.0	3	2	
16 Jun	22.7	45.0		67.7	9.8	77.5	5	1	
17 Jun	31.1	28.1		59.2	3.1	62.3	6	1	
18 Jun	13.3	12.9		26.2	30.8	57.0	4	1	
<b>TOTAL</b>	<b>18370.7</b>	<b>17589.2</b>	<b>231</b>	<b>36190.9</b>	<b>3307.1</b>	<b>39498.0</b>	<b>26</b>	<b>7</b>	



Estadísticas descriptivas de la estructura de tallas por subárea al 18 de junio de 2019

	A				B				C				D			
	Rango	Moda	Media	%<28cm	Rango	Moda	Media	%<28cm	Rango	Moda	Media	%<28cm	Rango	Moda	Media	%<28cm
12-Jun	23 - 60	38	34.5	8.9												
13-Jun	22 - 68	37	33.6	14.2												
14-Jun	22 - 63	37	34.6	11.6												
15-Jun	23 - 67	37	34.8	7.8	25 - 61	28	33.9	19.2	22 - 59	30	33	10.1				
16-Jun	23 - 54	28	32.5	19.1					26 - 58	29	35.1	3.5				
17-Jun	22 - 70	38	34.8	11.2					24 - 59	30	37.8	6.8				
18-Jun	23 - 44	36	32.8	12.3					24 - 59	30	33.1	17.8				

Cifras preliminares.  
(\*) Talla Mínima Autorizada