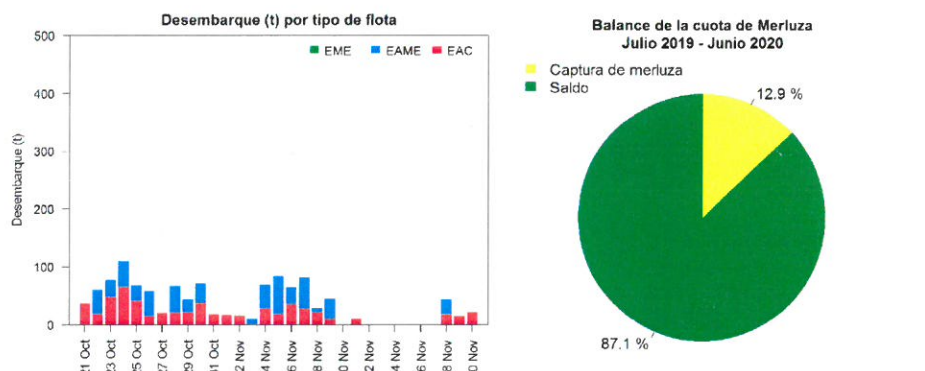
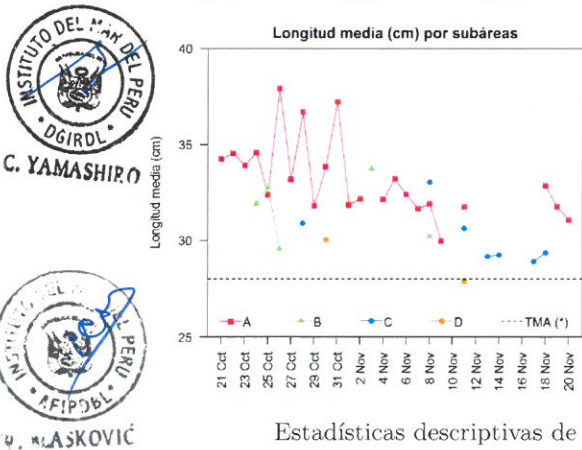
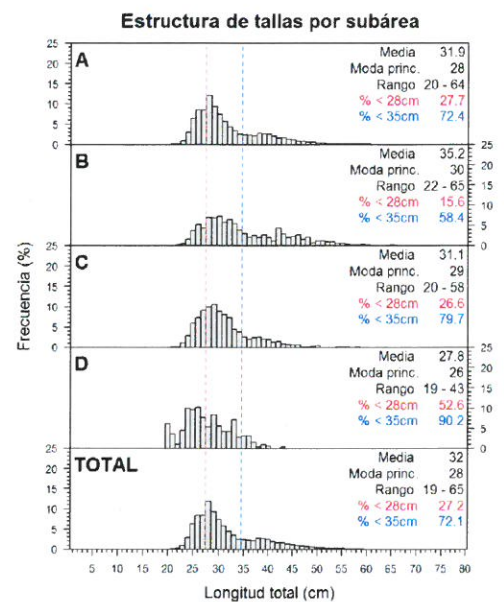
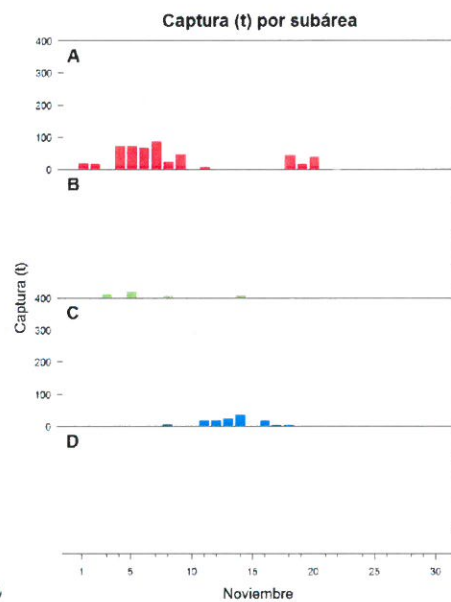
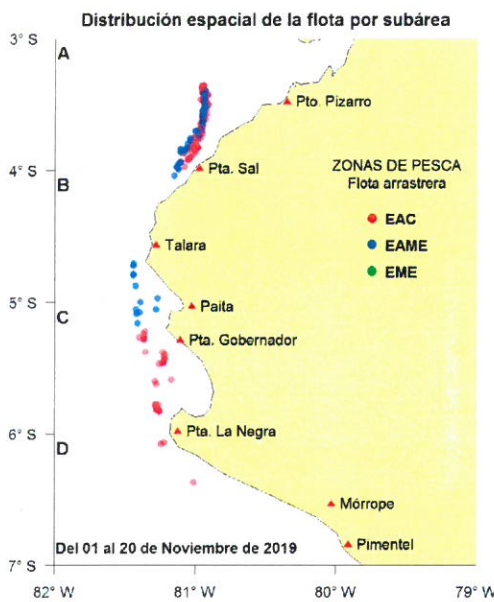




Reporte 1. Pesquería de Merluza  
Al 20 de noviembre de 2019

Desembarque (t) de recursos demersales de la flota arrastrera

	INDUSTRIAL			TOTAL	OTROS	TOTAL	Número embarcaciones		
	EAC	EAME	EME	merluza	demersales		EAC	EAME	EME
jul 2019	989.8	1167.2		2157.0	333.8	2490.8			
ago 2019	1176.4	1732.7		2909.1	728.3	3637.4			
sep 2019	340.4	701.4		1041.8	148.6	1190.4			
oct 2019	502.9	456.7		959.6	293.9	1253.5			
01-15 Nov	181.0	237		418.0	107.3	525.3			
16 Nov	0.2			0.2	15.6	15.8	1		
17 Nov	0.4			0.4	1.7	2.1	2		
18 Nov	16.6	25.1		41.7	3.7	45.4	3	2	
19 Nov	14.4			14.4	1.5	15.9	3		
20 Nov	21.6			21.6	14.9	36.5	3		
<b>TOTAL</b>	<b>3243.7</b>	<b>4320.1</b>		<b>7563.8</b>	<b>1649.3</b>	<b>9213.1</b>	<b>12</b>	<b>2</b>	



Estadísticas descriptivas de la estructura de tallas por subárea al 20 de noviembre de 2019

	A				B				C				D			
	Rango	Moda	Media	% < 28cm	Rango	Moda	Media	% < 28cm	Rango	Moda	Media	% < 28cm	Rango	Moda	Media	% < 28cm
14-Nov																
17-Nov																
18-Nov	20 - 62	28	32.8	23.8					23 - 36	25	29.2	41.8				
19-Nov	20 - 58	26	31.8	37.3					22 - 41	25	28.9	42.9				
20-Nov	20 - 56	26	31	38.3					23 - 42	27	29.4	35.1				

Cifras preliminares.

(\*) Talla Mínima Autorizada