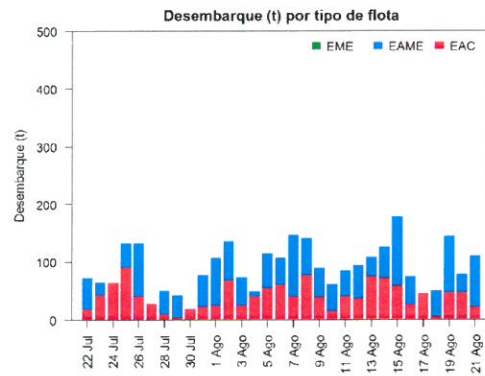
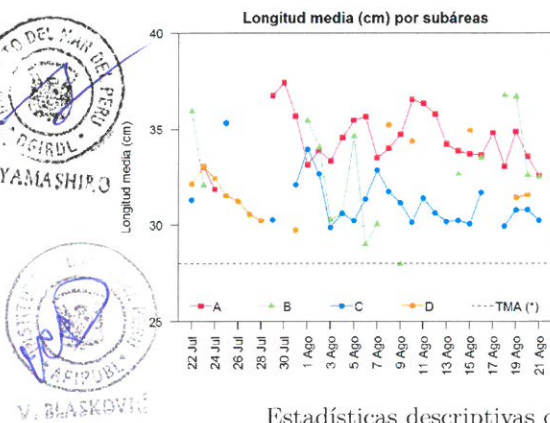
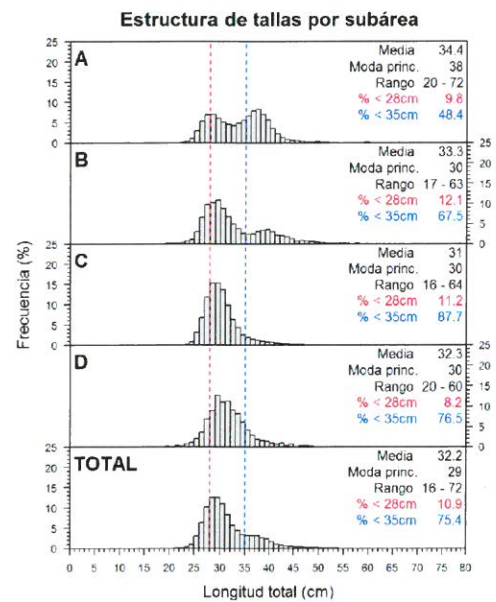
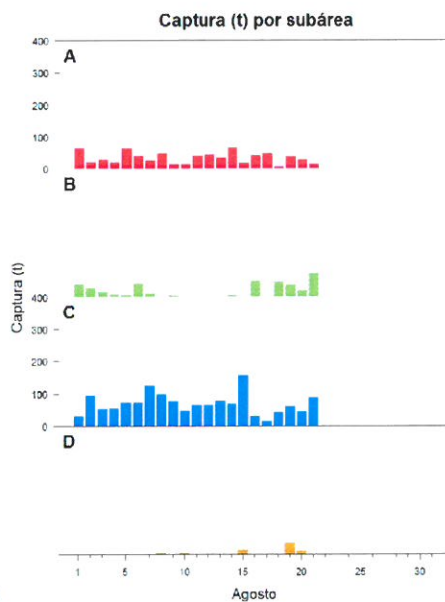
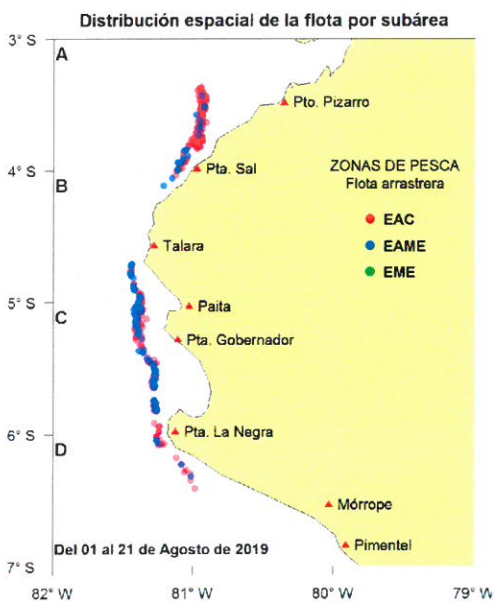




Reporte 1. Pesquería de Merluza
Al 21 de agosto de 2019

Desembarque (t) de recursos demersales de la flota arrastrera

	INDUSTRIAL			TOTAL	OTROS	TOTAL	Número embarcaciones		
	EAC	EAME	EME	merluza	demersales		EAC	EAME	EME
jul 2019	989.8	1167.2		2157.0	333.8	2490.8			
01-16 Ago	750.1	936.7		1686.8	264.8	1951.6			
17 Ago	44.4			44.4	15.8	60.2	6		
18 Ago	4.7	45.6		50.3	41.8	92.1	3	1	
19 Ago	47.0	97.2		144.2	23.3	167.5	7	3	
20 Ago	47.3	31		78.3	22.2	100.5	7	2	
21 Ago	21.0	89.1		110.1	61.4	171.5	7	3	
TOTAL	1904.3	2366.8		4271.1	763.1	5034.2	30	9	



Estadísticas descriptivas de la estructura de tallas por subárea al 21 de agosto de 2019

	A				B				C				D			
	Rango	Moda	Media	% < 28cm	Rango	Moda	Media	% < 28cm	Rango	Moda	Media	% < 28cm	Rango	Moda	Media	% < 28cm
15-Ago	23 - 64	29	33.7	11.7					21 - 58	29	30.1	14.3	22 - 54	34	34.9	4.9
16-Ago	23 - 51	28	33.7	13.5	25 - 57	30	33.5	6.8	16 - 54	29	31.7	9.8				
17-Ago	22 - 62	38	34.8	9.7												
18-Ago	22 - 57	28	33.1	12.7	22 - 58	41	36.8	6.2	24 - 37	28	30	9.8				
19-Ago	20 - 56	37	34.9	7.8	21 - 62	29	36.7	5.9	20 - 50	30	30.8	6.7	20 - 60	30	31.4	9.7
20-Ago	21 - 55	28	33.6	13.5	24 - 58	30	32.6	13.6	19 - 52	31	30.8	12	20 - 43	31	31.5	8.7
21-Ago	23 - 53	28	32.5	13	18 - 58	30	32.5	10.7	17 - 49	28	30.2	13.1				

Cifras preliminares.
(*) Talla Mínima Autorizada