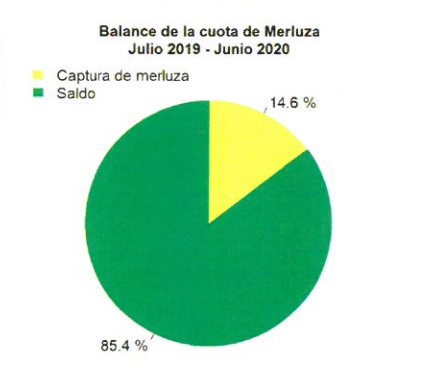
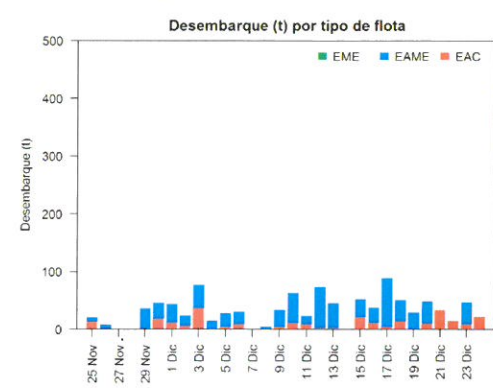
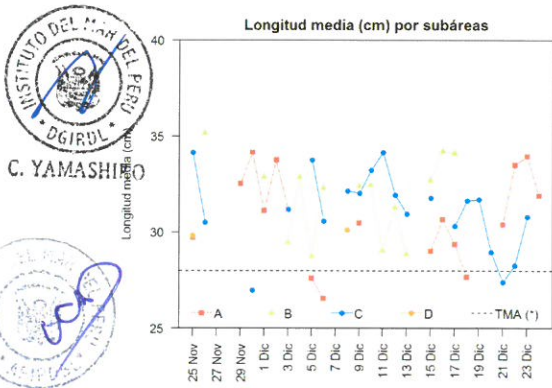
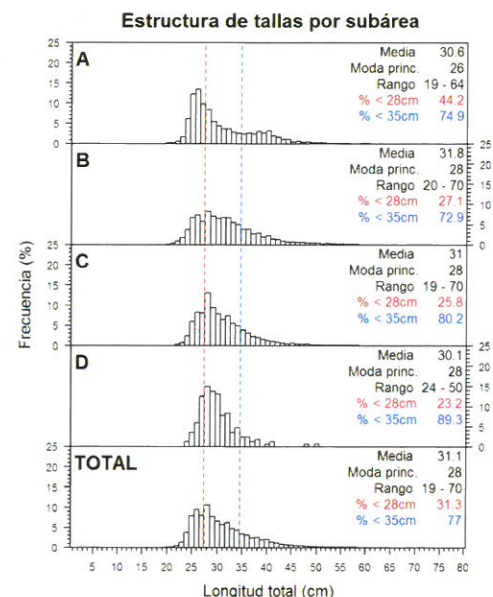
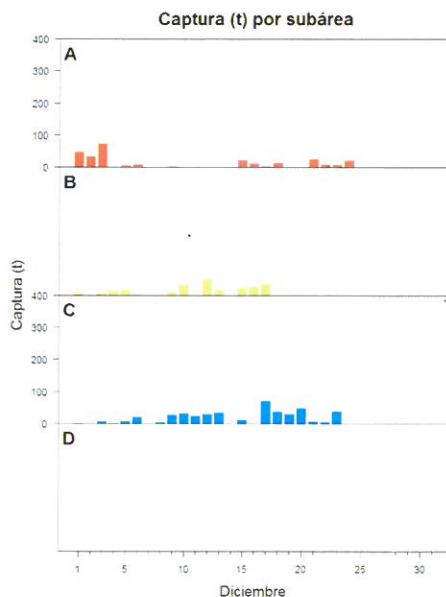
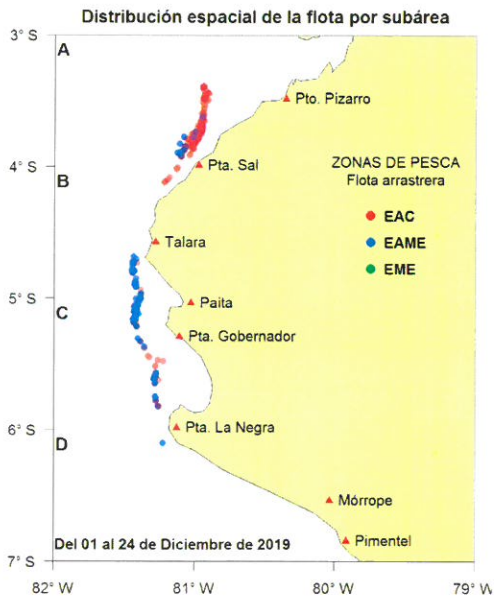




Reporte 1. Pesquería de Merluza  
Al 24 de diciembre de 2019

Desembarque (t) de recursos demersales de la flota arrastrera

	INDUSTRIAL			TOTAL	OTROS	TOTAL	Número embarcaciones		
	EAC	EAME	EME	merluza	demersales		EAC	EAME	EME
jul 2019	989.8	1167.2		2157.0	333.8	2490.8			
ago 2019	1176.4	1732.7		2909.1	728.3	3637.4			
sep 2019	340.4	701.4		1041.8	148.6	1190.4			
oct 2019	502.9	456.7		959.6	293.9	1253.5			
nov 2019	264.8	368.2		633.0	180.3	813.3			
01-19 Dic	141.3	582.6		723.9	109.9	833.8			
20 Dic	9.8	39.1		48.9	0.4	49.3	1	1	
21 Dic	33.5			33.5	0.8	34.3	3		
22 Dic	14.8			14.8	0.9	15.7	2		
23 Dic	8.5	39.1		47.6	1.0	48.6	1	1	
24 Dic	21.8			21.8	0.8	22.6	2		
<b>TOTAL</b>	<b>3504.0</b>	<b>5087</b>		<b>8591.0</b>	<b>1798.7</b>	<b>10389.7</b>	<b>9</b>	<b>2</b>	



Estadísticas descriptivas de la estructura de tallas por subárea al 24 de diciembre de 2019

	A				B				C				D			
	Rango	Moda	Media	% < 28cm	Rango	Moda	Media	% < 28cm	Rango	Moda	Media	% < 28cm	Rango	Moda	Media	% < 28cm
18-Dic	20 - 41	25	27.7	66.6					22 - 58	28	31.6	20.3				
19-Dic									23 - 57	28	31.7	17.6				
20-Dic									21 - 48	28	29	40.1				
21-Dic	20 - 61	26	30.4	39.5					19 - 42	25	27.4	61.5				
22-Dic	21 - 57	38	33.5	19.1					22 - 41	28	28.3	43.7				
23-Dic	23 - 51	38	34	15.1					22 - 50	28	30.5	17				
24-Dic	21 - 51	26	31.9	24.6												

Cifras preliminares.  
(\*) Talla Mínima Autorizada