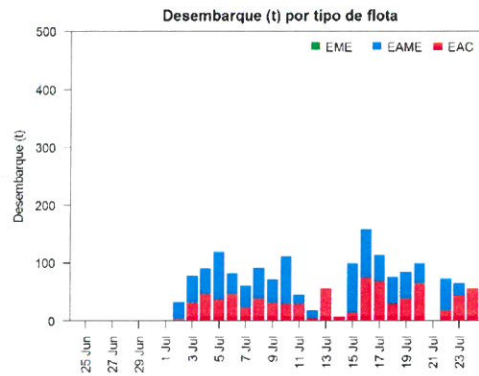
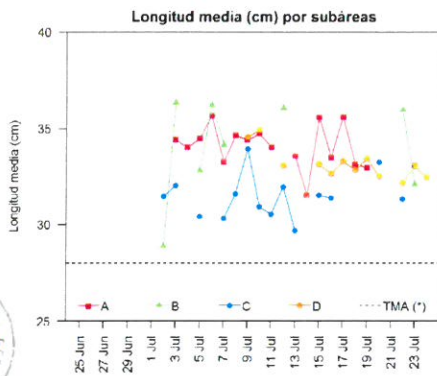
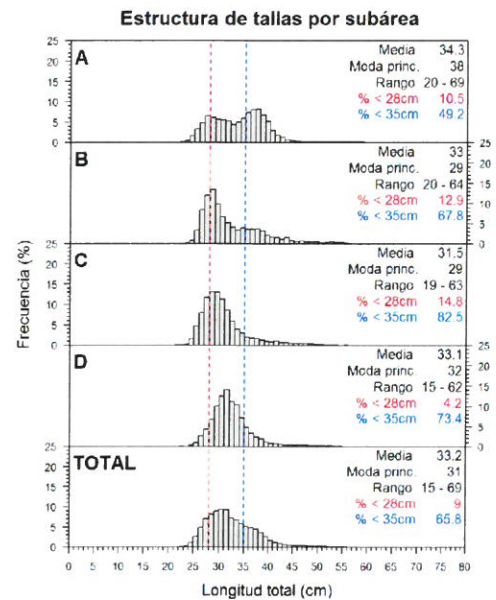
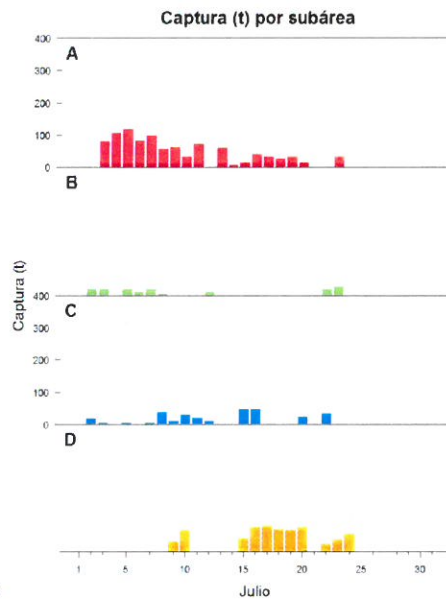
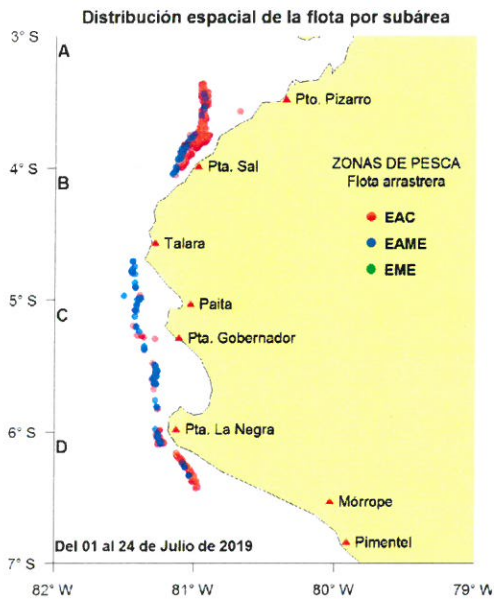




Reporte 1. Pesquería de Merluza  
Al 24 de julio de 2019

Desembarque (t) de recursos demersales de la flota arrastrera

	INDUSTRIAL			TOTAL	OTROS	TOTAL	Número embarcaciones		
	EAC	EAME	EME	merluza	demersales		EAC	EAME	EME
01-19 Jul	591.8	786.7		1378.5	272.1	1650.6			
20 Jul	63.8	34.9		98.7	16.5	115.2	6	1	
21 Jul									
22 Jul	17.9	54.4		72.3	1.5	73.8	3	2	
23 Jul	42.4	22.3		64.7	29.2	93.9	4	1	
24 Jul	55.1			55.1	0.6	55.7	4		
<b>TOTAL</b>	<b>771</b>	<b>898.3</b>		<b>1669.3</b>	<b>319.9</b>	<b>1989.2</b>	<b>17</b>	<b>4</b>	



Estadísticas descriptivas de la estructura de tallas por subárea al 24 de julio de 2019

	A				B				C				D			
	Rango	Moda	Media	%<28cm	Rango	Moda	Media	%<28cm	Rango	Moda	Media	%<28cm	Rango	Moda	Media	%<28cm
18-Jul	21 - 45	37	33.1	16.8									21 - 58	32	32.9	3.6
19-Jul	20 - 56	28	33	16.8									25 - 56	32	33.4	2.3
20-Jul									22 - 56	32	33.3	12.6	24 - 56	32	32.5	4.1
22-Jul					25 - 60	28	35.9	13.3	21 - 56	29	31.3	16.1	22 - 50	32	32.1	8.1
23-Jul	24 - 44	37	33.1	12.5	24 - 58	28	32.1	17.7					22 - 56	32	33	4.3
24-Jul													20 - 45	32	32.4	5.6

Cifras preliminares.  
(\*) Talla Mínima Autorizada