

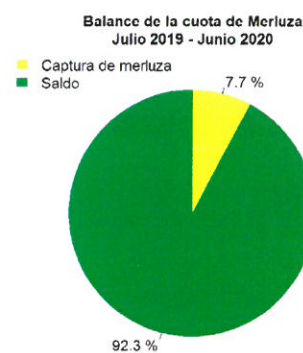
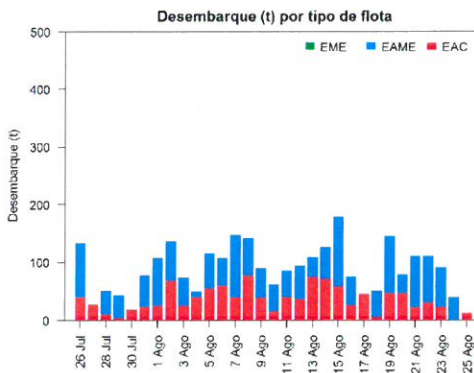
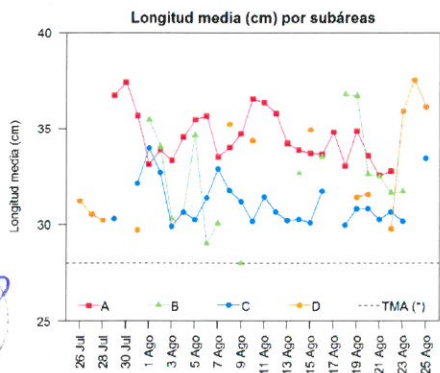
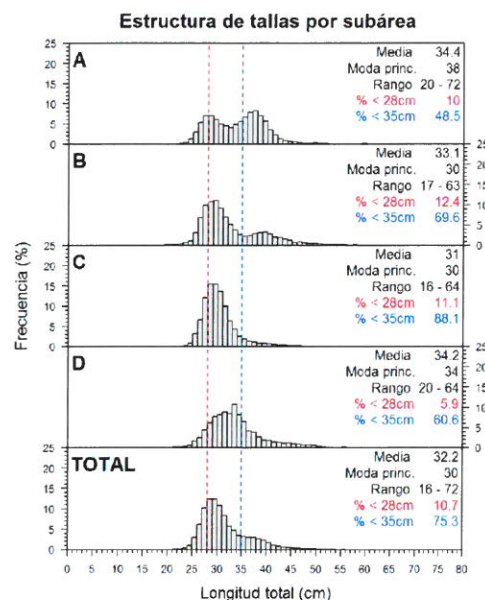
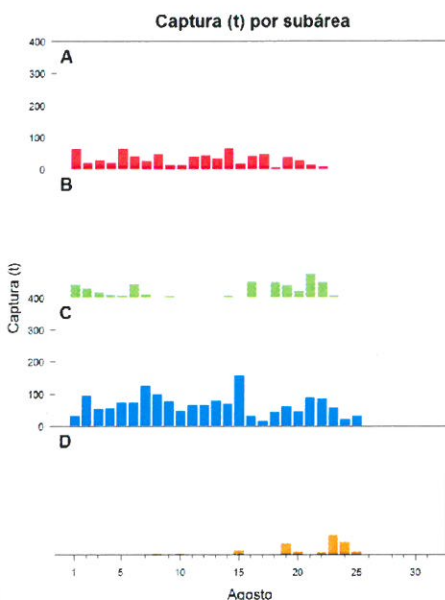
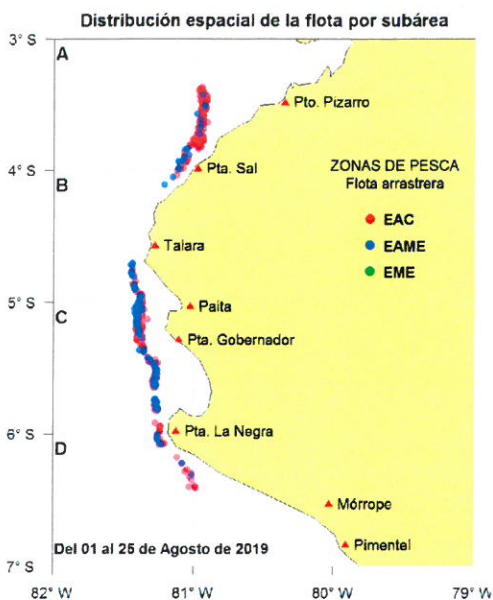


Reporte 1. Pesquería de Merluza

Al 25 de agosto de 2019

Desembarque (t) de recursos demersales de la flota arrastrera

	INDUSTRIAL			TOTAL	OTROS	TOTAL	Número embarcaciones		
	EAC	EAME	EME	merluza	demersales		EAC	EAME	EME
jul 2019	989.8	1167.2		2157.0	333.8	2490.8			
01-20 Ago	893.5	1110.5		2004.0	367.8	2371.8			
21 Ago	21.0	89.1		110.1	61.4	171.5	7	3	
22 Ago	30.3	79.5		109.8	35.6	145.4	7	3	
23 Ago	22.6	67.2		89.8	29.3	119.1	4	3	
24 Ago	0.2	37.8		38.0	20.4	58.4	2	1	
25 Ago	11.2			11.2	28.9	40.1	5		
TOTAL	1968.6	2551.3		4519.9	877.2	5397.1	25	10	



Estadísticas descriptivas de la estructura de tallas por subárea al 25 de agosto de 2019

	A				B				C				D			
	Rango	Moda	Media	% < 28cm	Rango	Moda	Media	% < 28cm	Rango	Moda	Media	% < 28cm	Rango	Moda	Media	% < 28cm
19-Ago	20 - 56	37	34.9	7.8	21 - 62	29	36.7	5.9	20 - 50	30	30.8	6.7	20 - 60	30	31.4	9.7
20-Ago	21 - 55	28	33.6	13.5	24 - 58	30	32.6	13.6	19 - 52	31	30.8	12	20 - 43	31	31.5	8.7
21-Ago	23 - 53	28	32.5	13	18 - 58	30	32.5	10.7	17 - 49	28	30.2	13.1				
22-Ago	22 - 60	28	32.8	19	21 - 58	29	31.6	14.1	22 - 56	30	30.6	9.7	21 - 52	29	29.8	21.8
23-Ago					21 - 56	30	31.7	18	20 - 57	29	30.1	10.5	26 - 57	34	35.9	1.7
24-Ago									20 - 61	34	37.6	2				
25-Ago									27 - 49	33	33.4	2.3	22 - 52	35	36.1	0.8

Cifras preliminares.
(* Talla Mínima Autorizada)