

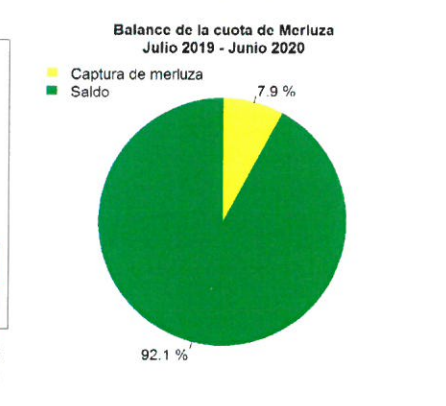
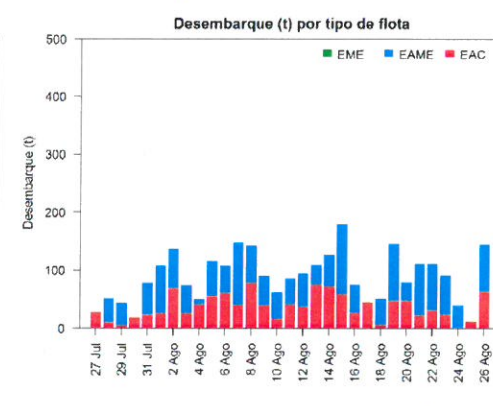
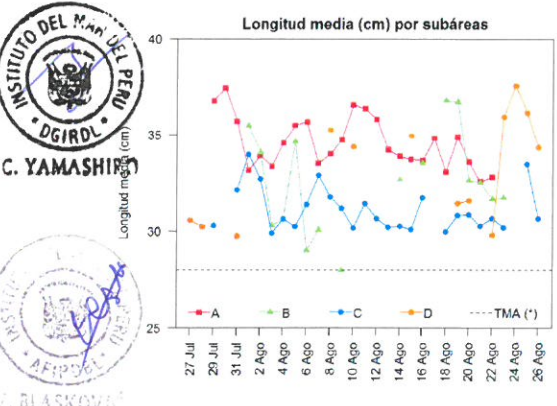
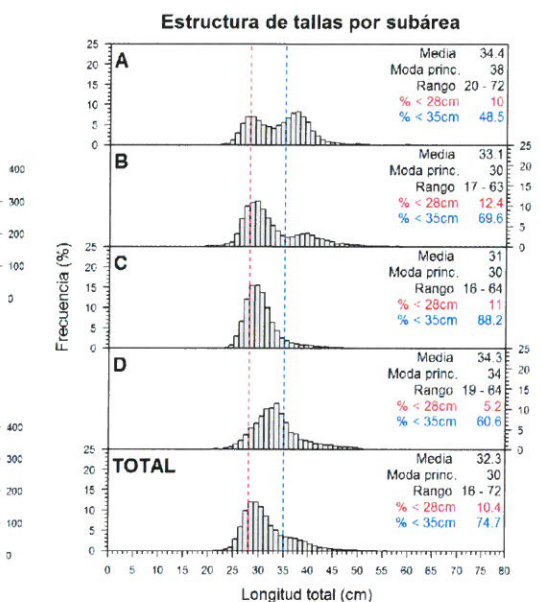
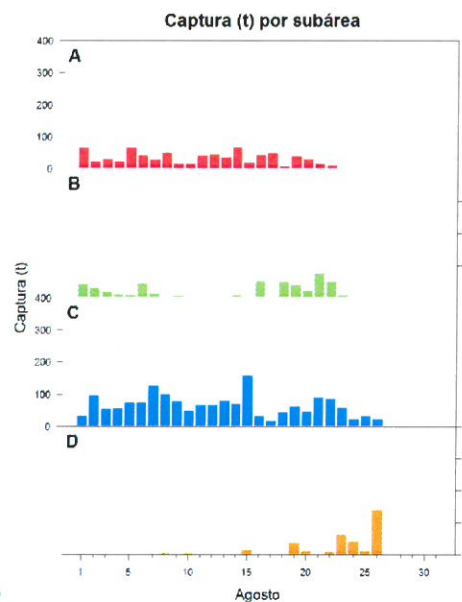
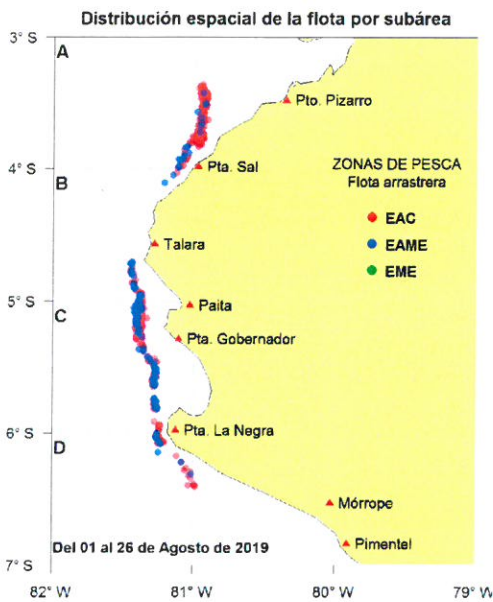


Reporte 1. Pesquería de Merluza

Al 26 de agosto de 2019

Desembarque (t) de recursos demersales de la flota arrastrera

	INDUSTRIAL			TOTAL	OTROS	TOTAL	Número embarcaciones		
	EAC	EAME	EME	merluza	demersales		EAC	EAME	EME
Jul 2019	989.8	1167.2		2157.0	333.8	2490.8			
01-21 Ago	914.5	1199.6		2114.1	429.1	2543.2			
22 Ago	30.3	79.5		109.8	35.6	145.4	7	3	
23 Ago	22.6	67.2		89.8	29.3	119.1	4	3	
24 Ago	0.2	37.8		38.0	20.4	58.4	2	1	
25 Ago	11.2			11.2	28.9	40.1	5		
26 Ago	62.1	81.4		143.5	12.9	156.4	7	2	
TOTAL	2030.7	2632.7		4663.4	890.0	5553.4	25	9	



Estadísticas descriptivas de la estructura de tallas por sub-área al 26 de agosto de 2019

	A				B				C				D			
	Rango	Moda	Media	% < 28cm	Rango	Moda	Media	% < 28cm	Rango	Moda	Media	% < 28cm	Rango	Moda	Media	% < 28cm
20-Ago	21 - 55	28	33.6	13.5	24 - 58	30	32.6	13.6	19 - 52	31	30.8	12	20 - 43	31	31.5	8.7
21-Ago	23 - 53	28	32.5	13	18 - 58	30	32.5	10.7	17 - 49	28	30.2	13.1				
22-Ago	22 - 60	28	32.8	19	21 - 58	29	31.6	14.1	22 - 56	30	30.6	9.7	21 - 52	29	29.8	21.8
23-Ago					21 - 56	30	31.7	18	20 - 57	29	30.1	10.5	26 - 57	34	35.9	1.7
24-Ago													20 - 64	34	37.6	2
25-Ago									27 - 49	33	33.1	2.3	22 - 52	35	36.1	0.8
26-Ago									22 - 46	30	30.6	4.6	19 - 59	33	34.3	4.3

Cifras preliminares.
(*) Talla Mínima Autorizada