

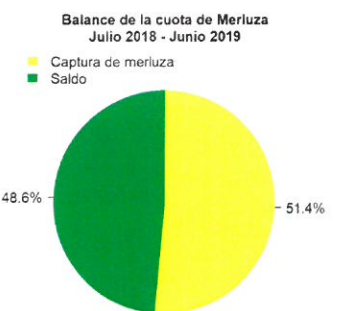
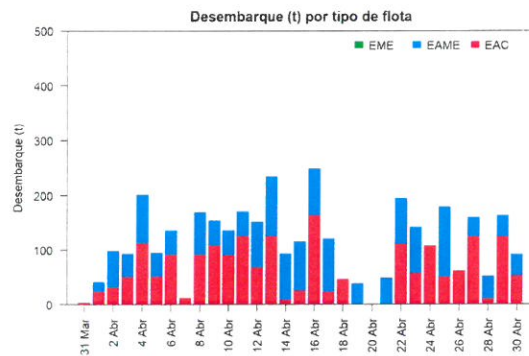
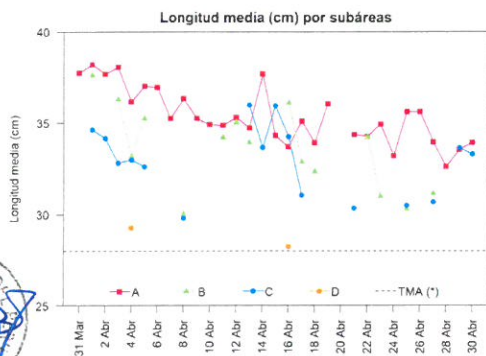
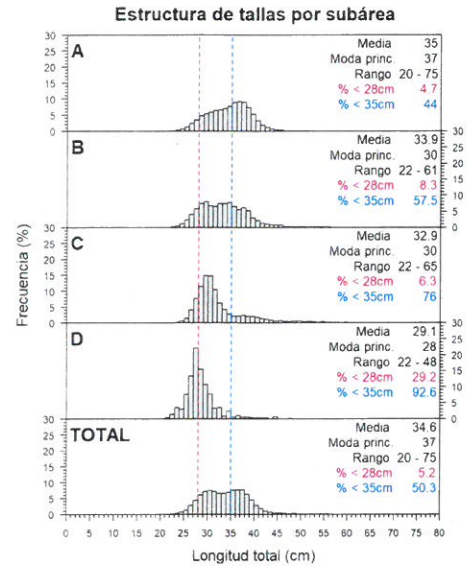
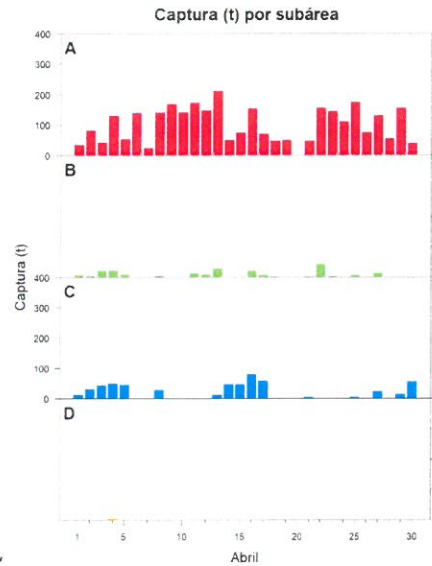
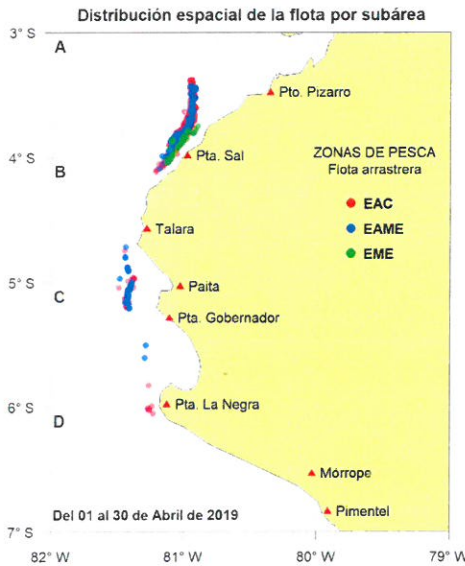


Reporte 1. Pesquería de Merluza

Al 30 de abril de 2019

Desembarque (t) de recursos demersales de la flota arrastrera

	INDUSTRIAL			TOTAL	OTROS	TOTAL	Número embarcaciones		
	EAC	EAME	EME	merluza	demersales		EAC	EAME	EME
Jul. 2018	1403.3	1512.9	12.6	2928.8	231.0	3159.8			
Ago. 2018	1297.9	1662.8	12.8	2973.5	214.1	3187.6			
Sct. 2018	181.1	122.2	2.3	305.6	155.3	460.9			
Oct. 2018	1574.1	1476.4	6.6	3057.1	277.7	3334.8			
Nov. 2018	831.1	1036	8.7	1875.8	716.0	2591.8			
Dic. 2018	1921.6	1545.7	51.9	3519.2	650.7	4169.9			
Enc. 2019	2669.6	2599.9	83.3	5352.8	140.4	5493.2			
Feb. 2019	1646.2	1681.7	24.9	3352.8	88.6	3441.4			
Mar. 2019	2225.1	1988	25.2	4238.3	158.8	4397.1			
01-25 Abr	1577.9	1449.2	0.8	3027.9	173.0	3200.9			
26 Abr	60.8			60.8	12.9	73.7	5		1
27 Abr	124.1	35.4		159.5	5.6	165.1	9	1	
28 Abr	9.7	42.4		52.1	2.6	54.7	1	1	
29 Abr	124.3	38.1		162.4	4.1	166.5	10	1	
30 Abr	52.4	39.3		91.7	2.4	94.1	4	1	1
TOTAL	15699.2	15230	229.1	31158.3	2833.2	33991.5	29	4	2



Estadísticas descriptivas de la estructura de tallas por subárea al 30 de abril de 2019

	A				B				C				D			
	Rango	Moda	Media	%<28cm	Rango	Moda	Media	%<28cm	Rango	Moda	Media	%<28cm	Rango	Moda	Media	%<28cm
21-Abr	21 - 63	31	33.2	7.2												
25-Abr	23 - 63	36	35.6	3.4	24 - 51	30	30.3	12.7	25 - 53	29	30.5	10.7				
26-Abr	21 - 59	37	35.6	5.4												
27-Abr	20 - 58	37	34	5.5	25 - 53	30	31.1	9.1	24 - 58	30	30.7	12.1				
28-Abr	21 - 62	29	32.6	13.4												
29-Abr	21 - 61	36	33.6	8.7					26 - 65	32	33.6	2				
30-Abr	22 - 66	32	33.9	9.1					23 - 56	30	33.3	4.7				

Cifras preliminares.
(*) Talla Mínima Autorizada

V. BLASKOVIĆ

C. YAMASHIRO

R. CUEVARA