

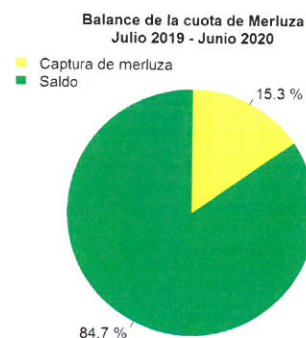
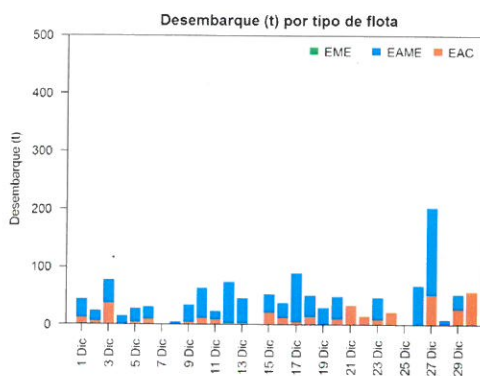
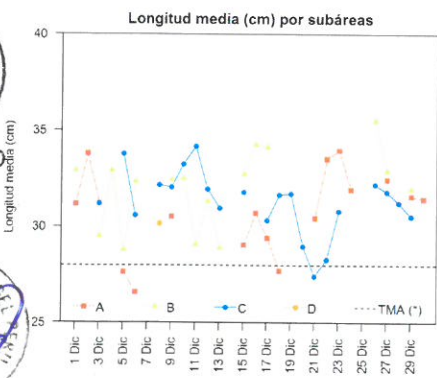
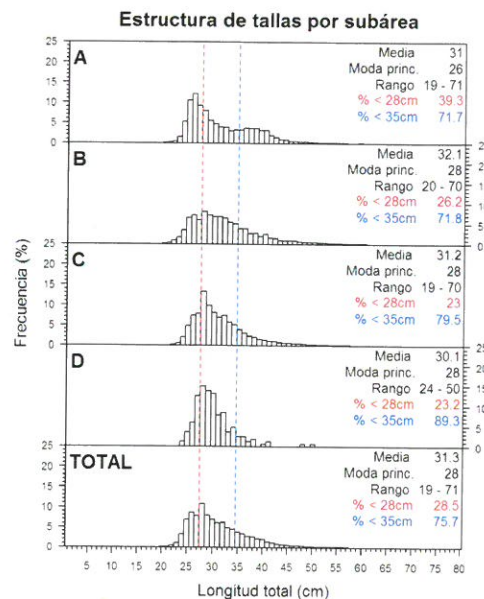
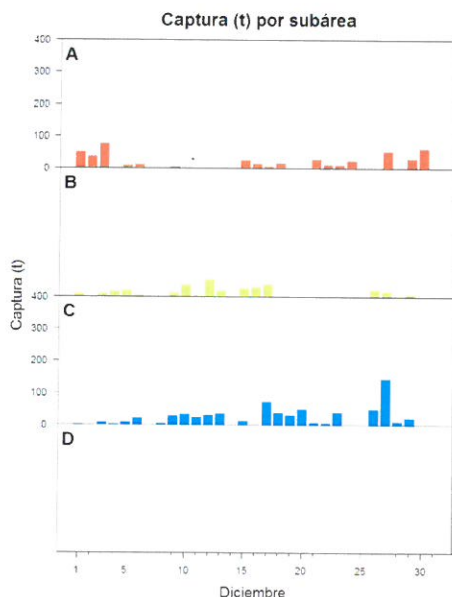
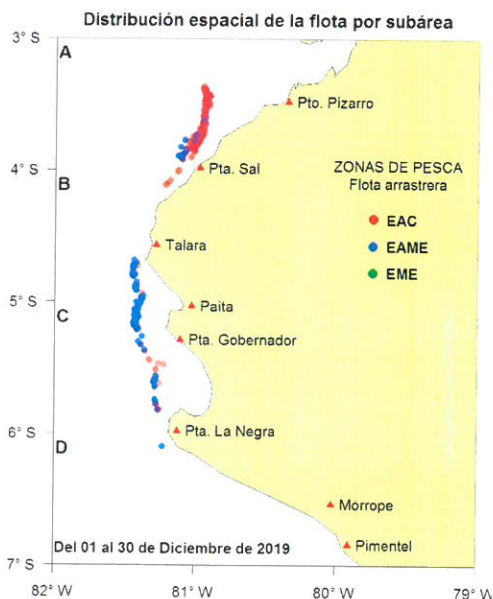


Reporte 1. Pesquería de Merluza

Al 30 de diciembre de 2019

Desembarque (t) de recursos demersales de la flota arrastrera

	INDUSTRIAL			TOTAL	OTROS	TOTAL	Número embarcaciones		
	EAC	EAME	EME	merluza	demersales		EAC	EAME	EME
jul 2019	989.8	1167.2		2157.0	333.8	2490.8			
ago 2019	1176.4	1732.7		2909.1	728.3	3637.4			
sep 2019	340.4	701.4		1041.8	148.6	1190.4			
oct 2019	502.9	456.7		959.6	293.9	1253.5			
nov 2019	264.8	368.2		633.0	180.3	813.3			
01-25 Dic	229.8	660.8		890.6	113.8	1004.4			
26 Dic		67.5		67.5	1.2	68.7		2	
27 Dic	50.9	151.8		202.7	4.3	207.0	5	3	
28 Dic		9.3		9.3	1.1	10.4		1	
29 Dic	26.6	26.1		52.7	1.6	54.3	2	2	
30 Dic	56.8			56.8	2.9	59.7	6		
<b>TOTAL</b>	<b>3638.4</b>	<b>5341.7</b>		<b>8980.1</b>	<b>1809.8</b>	<b>10789.9</b>	<b>13</b>	<b>8</b>	



Estadísticas descriptivas de la estructura de tallas por subárea al 30 de diciembre de 2019

	A				B				C				D			
	Rango	Moda	Media	% < 28cm	Rango	Moda	Media	% < 28cm	Rango	Moda	Media	% < 28cm	Rango	Moda	Media	% < 28cm
24-Dic	21 - 51	26	31.9	24.6												
25-Dic																
26-Dic					22 - 62	30	35.5	16.8	20 - 60	28	32.2	19.1				
27-Dic	22 - 59	26	32.4	22.9	22 - 60	30	32.9	22.6	22 - 58	28	31.8	16.2				
28-Dic									24 - 52	28	31.2	18.5				
29-Dic	21 - 51	27	31.6	28.2	21 - 65	31	31.9	20.5	22 - 58	28	30.5	20				
30-Dic	21 - 71	26	31.4	34.1												

Cifras preliminares.  
(\* Talla Mínima Autorizada)

