

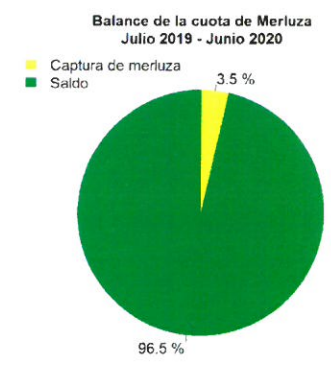
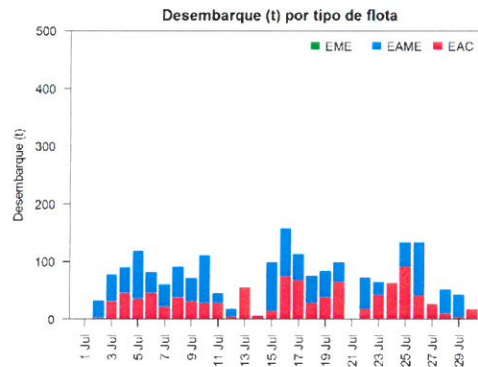
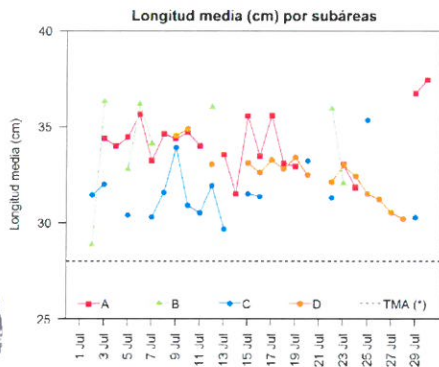
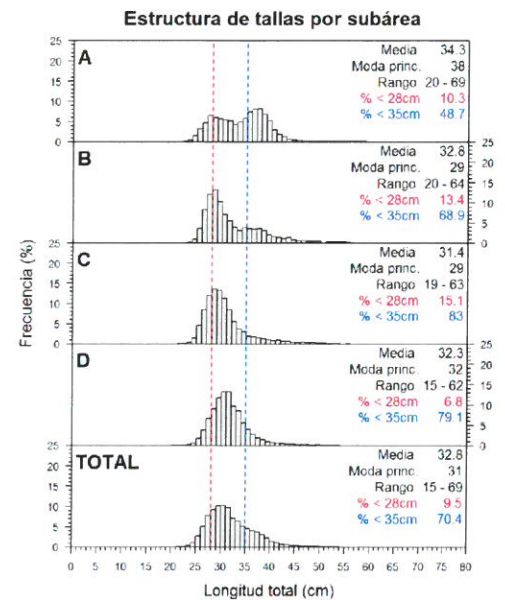
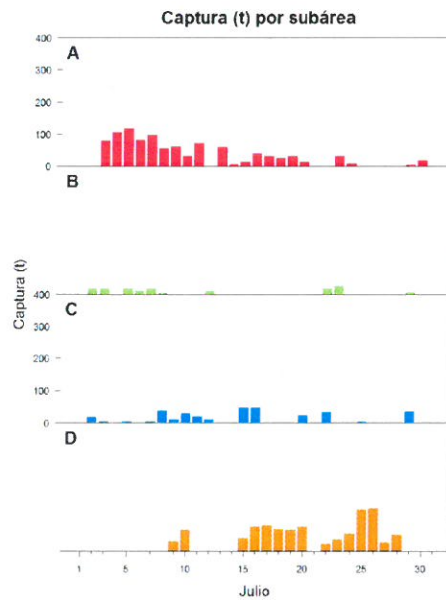
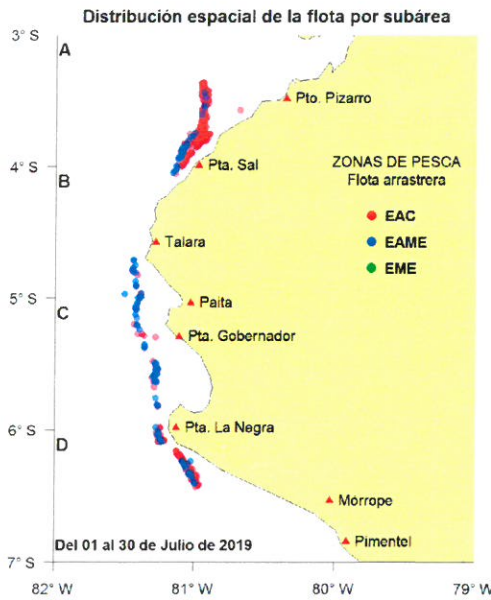


Reporte 1. Pesquería de Merluza

Al 30 de julio de 2019

Desembarque (t) de recursos demersales de la flota arrastrera

	INDUSTRIAL			TOTAL	OTROS	TOTAL	Número embarcaciones		
	EAC	EAME	EME	merluza	demersales		EAC	EAME	EME
01-25 Jul	869.6	940.2		1809.8	321.0	2130.8			
26 Jul	41.0	91.5		132.5	1.0	133.5	5	2	
27 Jul	26.4			26.4	0.5	26.9	4		
28 Jul	9.1	41.8		50.9	0.3	51.2	1	1	
29 Jul	3.1	39.1		42.2	0.8	43.0	1	1	
30 Jul	18.0			18.0	0.2	18.2	2		
TOTAL	967.2	1112.6		2079.8	323.8	2403.6	13	4	



YAMASHIRO
AFIPEL

Estadísticas descriptivas de la estructura de tallas por subárea al 30 de julio de 2019

	A				B				C				D			
	Rango	Moda	Media	% < 28cm	Rango	Moda	Media	% < 28cm	Rango	Moda	Media	% < 28cm	Rango	Moda	Media	% < 28cm
24-Jul	21 - 48	28	31.9	18.1									20 - 45	32	32.4	5.6
25-Jul									26 - 55	32	35.4	4.6	22 - 56	31	31.5	8.1
26-Jul													20 - 50	30	31.2	10.3
27-Jul													21 - 52	30	30.6	15.9
28-Jul													21 - 53	28	30.2	13.9
29-Jul	26 - 56	38	36.7	1	21 - 47	30	30.3	20.6	22 - 50	29	30.3	17.1				
30-Jul	25 - 50	39	37.4	1.5												

Cifras preliminares.
(*) Talla Mínima Autorizada