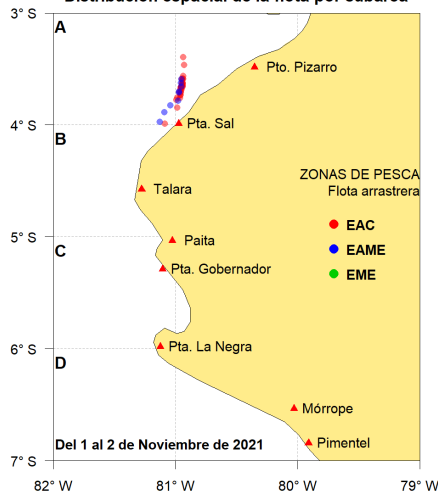




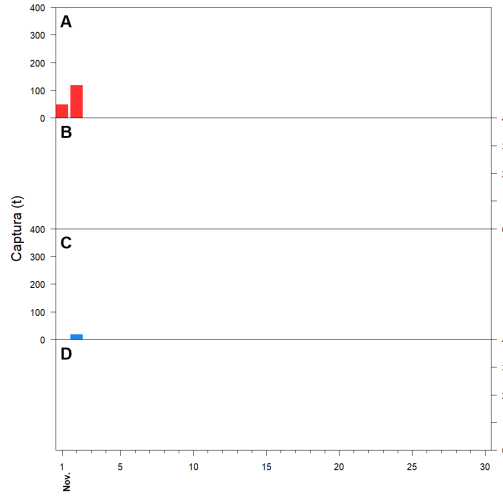
Desembarque (t) de recursos demersales de la flota arrastrera

	INDUSTRIAL			TOTAL	OTROS	TOTAL	Número embarcaciones		
	EAC	EAME	EME	merluza	demersales		EAC	EAME	EME
Jul. 2021	1308.7	1563.7	5.4	2877.8	488	3365.8			
Ago. 2021	2031.7	1950.9	3.6	3986.2	1099.3	5085.5			
Set. 2021	8.2	104.3	0.4	112.9	42.8	155.7			
Oct. 2021	440.6	521.7	1.7	964.0	156.6	1120.6			
1 Nov	48.6			48.6		48.6	3		
2 Nov	44.3	73.4		117.7	18.2	135.9	4	2	
<b>TOTAL</b>	<b>3882.1</b>	<b>4214</b>	<b>11.1</b>	<b>8107.2</b>	<b>1804.9</b>	<b>9912.1</b>	<b>7</b>	<b>2</b>	

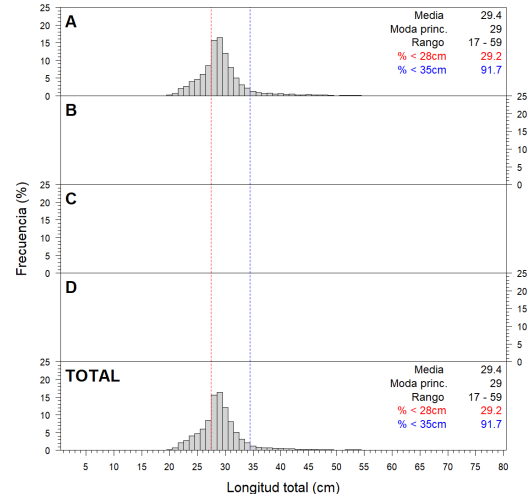
Distribución espacial de la flota por subárea



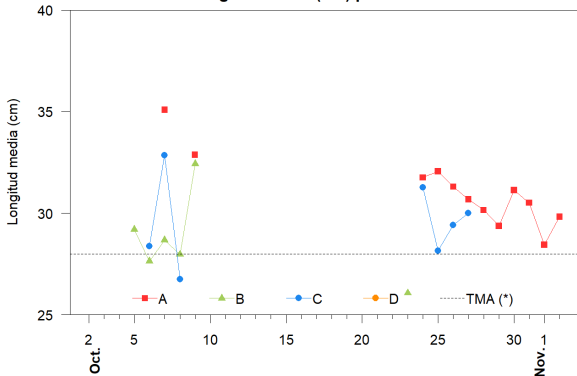
Captura (t) por subárea



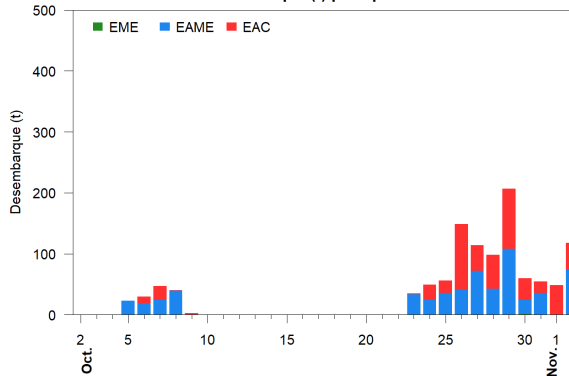
Estructura acumulada de tallas por subárea



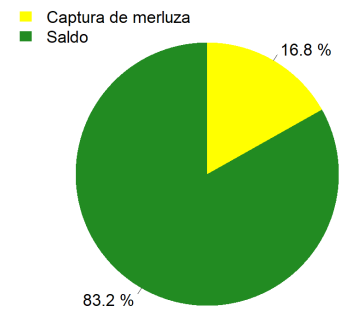
Longitud media (cm) por subáreas



Desembarque (t) por tipo de flota



Balance de la cuota de Merluza  
Julio 2021 - Junio 2022 (48 212 t)



Estadísticas descriptivas de la estructura de tallas por subárea

	A				B				C				D			
	Rango	Moda	Media	%<28cm	Rango	Moda	Media	%<28cm	Rango	Moda	Media	%<28cm	Rango	Moda	Media	%<28cm
27-Oct	19 - 69	29	30.7	18.9					23 - 46	28	30	<b>23.8</b>				
28-Oct	15 - 60	29	30.2	<b>26.2</b>												
29-Oct	19 - 66	29	29.4	<b>27.7</b>												
30-Oct	17 - 60	30	31.1	19.1												
31-Oct	20 - 59	29	30.5	<b>21</b>												
1-Nov	21 - 59	29	28.4	<b>31.6</b>												
2-Nov	17 - 59	28	29.8	<b>28</b>												

Cifras preliminares.

(\*) Talla Mínima Autorizada