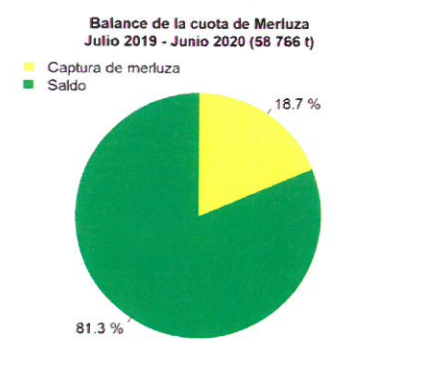
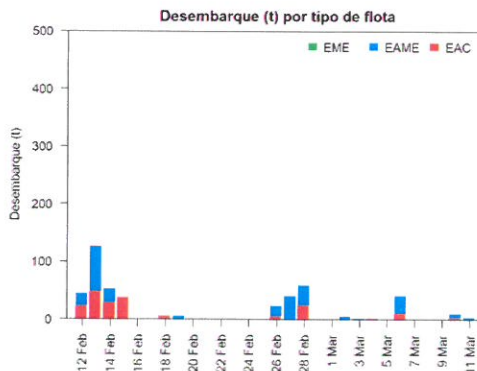
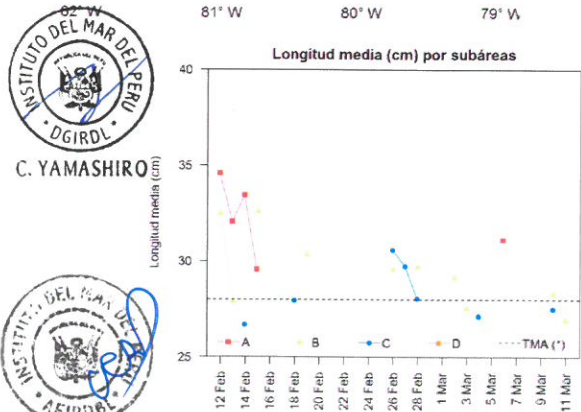
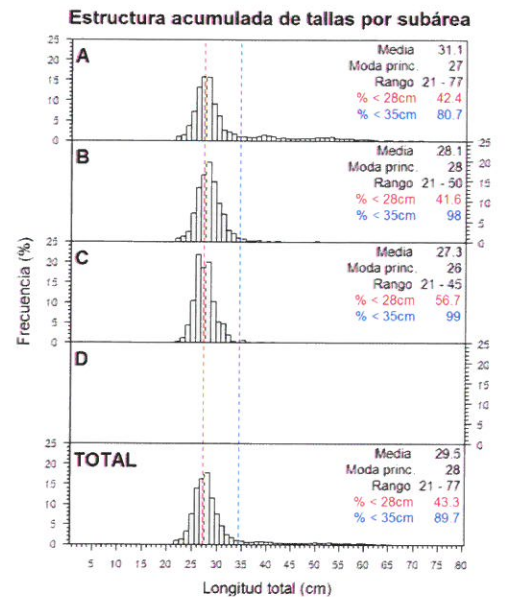
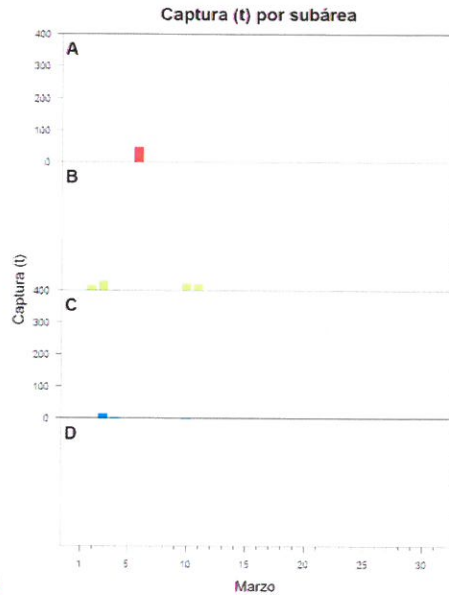
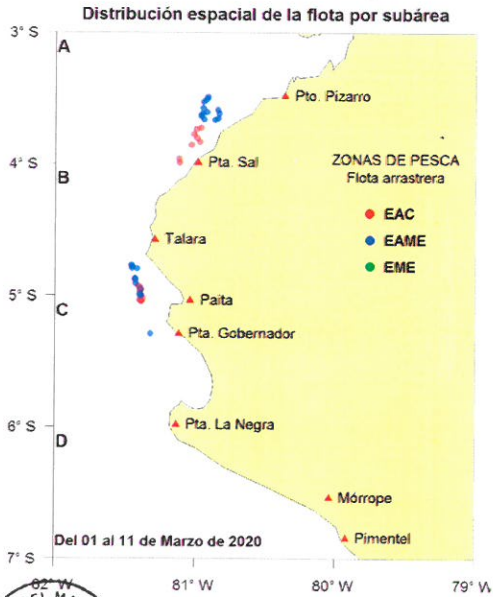




Reporte 1. Pesquería de Merluza
Al 11 de marzo de 2020

Desembarque (t) de recursos demersales de la flota arrastrera

	INDUSTRIAL			TOTAL	OTROS	TOTAL	Número embarcaciones		
	EAC	EAME	EME	merluza	demersales		EAC	EAME	EME
jul 2019	989.8	1167.2		2157	333.8	2490.8			
ago 2019	1176.4	1732.7		2909.1	728.3	3637.4			
sep 2019	340.4	701.4		1041.8	148.6	1190.4			
oct 2019	502.9	456.7		959.6	293.9	1253.5			
nov 2019	264.8	368.2		633	180.3	813.3			
dic 2019	364.1	915.5		1279.6	124.8	1404.4			
ene 2020	257.7	423.7		681.4	60.5	741.9			
feb 2020	444.3	814.2		1258.5	64.3	1322.8			
01-6 Mar	14.7	40		54.7	60.2	114.9			
7 Mar									
8 Mar									
9 Mar									
10 Mar	4	7.2		11.2	13.2	24.4	1	1	
11 Mar		4.8		4.8	16.5	21.3		1	
TOTAL	4359.1	6631.6		10990.7	2024.4	13015.1	1	2	



C. YAMASHIRO
V. BLASKOVIĆ

Estadísticas descriptivas de la estructura de tallas por subárea al 11 de marzo de 2020

	A				B				C				D			
	Rango	Moda	Media	% < 28cm	Rango	Moda	Media	% < 28cm	Rango	Moda	Media	% < 28cm	Rango	Moda	Media	% < 28cm
5-Mar																
6-Mar	21 - 77	27	31.1	42.4												
7-Mar																
8-Mar																
9-Mar																
10-Mar					22 - 38	28	28.3	37.1	21 - 35	26	27.5	51.3				
11-Mar					21 - 40	27	26.9	63.4								

Cifras preliminares.
(*) Talla Mínima Autorizada
Los días 5, 7, 8 y 9 de Marzo no se registró desembarque del recurso merluza.
El desembarque del día 6 de marzo, corresponde a la OM XXIX.