



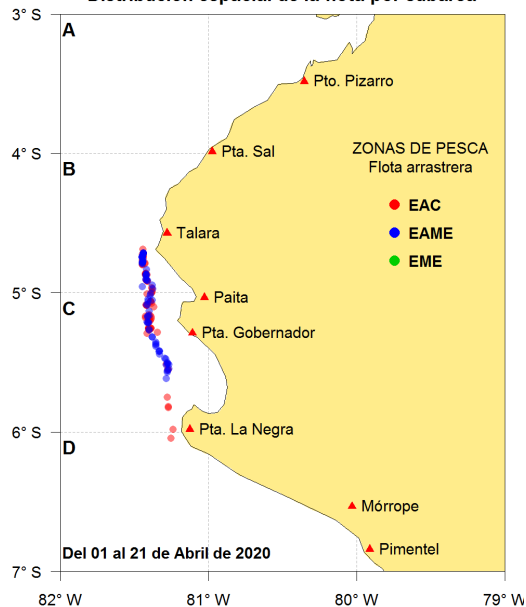
Reporte 1. Pesquería de Merluza

Al 21 de abril de 2020

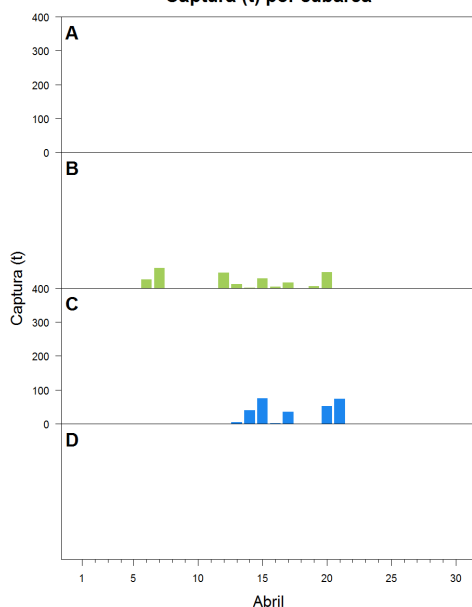
Desembarque (t) de recursos demersales de la flota arrastrera

| | INDUSTRIAL | | | TOTAL | OTROS | TOTAL | Número embarcaciones | | |
|--------------|---------------|---------------|-----|----------------|---------------|--------------|----------------------|----------|-----|
| | EAC | EAME | EME | merluza | demersales | | EAC | EAME | EME |
| jul 2019 | 989.8 | 1167.2 | | 2157 | 333.8 | 2490.8 | | | |
| ago 2019 | 1176.4 | 1732.7 | | 2909.1 | 728.3 | 3637.4 | | | |
| sep 2019 | 340.4 | 701.4 | | 1041.8 | 148.6 | 1190.4 | | | |
| oct 2019 | 502.9 | 456.7 | | 959.6 | 293.9 | 1253.5 | | | |
| nov 2019 | 264.8 | 368.2 | | 633 | 180.3 | 813.3 | | | |
| dic 2019 | 364.1 | 915.5 | | 1279.6 | 124.8 | 1404.4 | | | |
| ene 2020 | 257.7 | 423.7 | | 681.4 | 60.5 | 741.9 | | | |
| feb 2020 | 444.3 | 814.2 | | 1258.5 | 64.3 | 1322.8 | | | |
| mar 2020 | 18.7 | 52 | | 70.7 | 90 | 160.7 | | | |
| 01-16 Abr | 106 | 174.8 | | 280.8 | 15.9 | 296.7 | | | |
| 17 Abr | 2.7 | 45 | | 47.7 | 3.3 | 51 | 4 | 2 | |
| 18 Abr | | | | | | | | | |
| 19 Abr | 5 | | | 5 | 0.9 | 5.9 | 1 | | |
| 20 Abr | 24 | 73 | | 97 | 1.7 | 98.7 | 2 | 2 | |
| 21 Abr | | 69.3 | | 69.3 | 4.2 | 73.5 | | 2 | |
| TOTAL | 4496.8 | 6993.7 | | 11490.5 | 2050.5 | 13541 | 7 | 6 | |

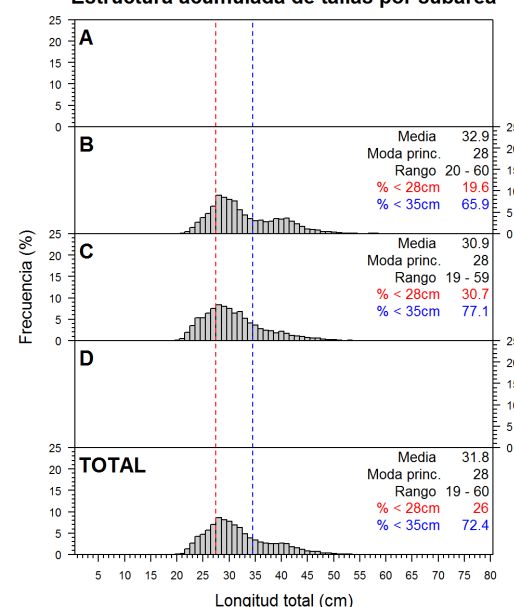
Distribución espacial de la flota por subárea



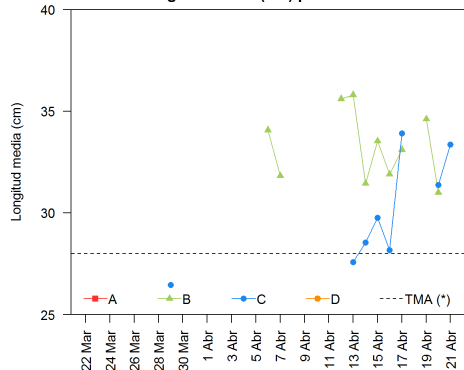
Captura (t) por subárea



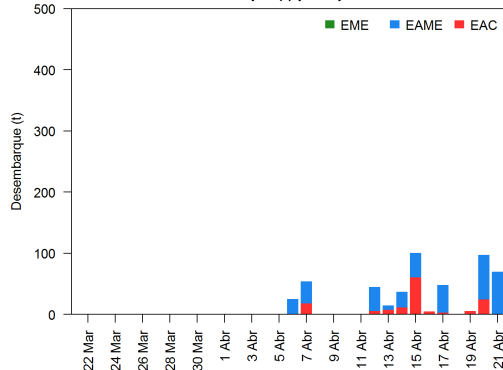
Estructura acumulada de tallas por subárea



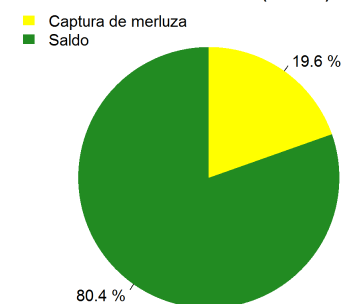
Longitud media (cm) por subáreas



Desembarque (t) por tipo de flota



Balance de la cuota de Merluza Julio 2019 - Junio 2020 (58 766 t)



Estadísticas descriptivas de la estructura de tallas por subárea al 21 de abril de 2020

| | A | | | | B | | | | C | | | | D | | | |
|--------|-------|------|-------|--------|---------|------|-------|--------|---------|------|-------|--------|-------|------|-------|--------|
| | Rango | Moda | Media | %<28cm | Rango | Moda | Media | %<28cm | Rango | Moda | Media | %<28cm | Rango | Moda | Media | %<28cm |
| 15-Abr | | | | | 21 - 58 | 30 | 33.5 | 14.4 | 21 - 57 | 27 | 29.8 | 42 | | | | |
| 16-Abr | | | | | 20 - 53 | 28 | 31.9 | 23.1 | 22 - 46 | 27 | 28.2 | 50.4 | | | | |
| 17-Abr | | | | | 22 - 57 | 28 | 33.1 | 27.6 | 21 - 54 | 32 | 33.9 | 17.3 | | | | |
| 18-Abr | | | | | | | | | | | | | | | | |
| 19-Abr | | | | | 21 - 57 | 28 | 34.6 | 23.5 | | | | | | | | |
| 20-Abr | | | | | 21 - 54 | 28 | 31 | 29.1 | 20 - 52 | 33 | 31.4 | 27.8 | | | | |
| 21-Abr | | | | | | | | | 20 - 59 | 32 | 33.4 | 9.6 | | | | |

Cifras preliminares.

(*) Talla Mínima Autorizada

El día 18 de abril no se registró desembarque del recurso merluza.