



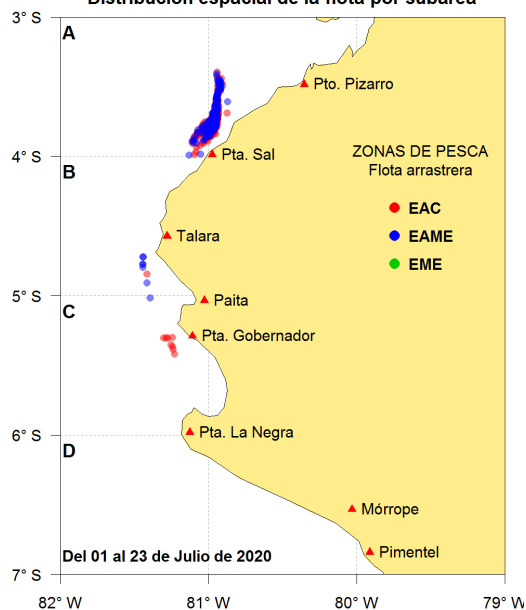
Reporte 1. Pesquería de Merluza

Al 23 de julio de 2020

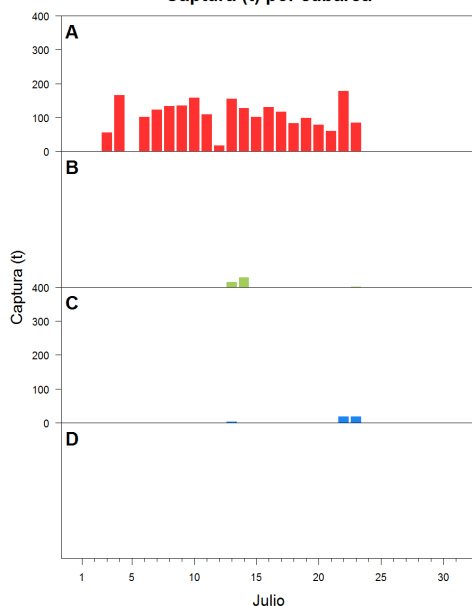
Desembarque (t) de recursos demersales de la flota arrastrera

| | INDUSTRIAL | | | TOTAL | OTROS | TOTAL | Número embarcaciones | | |
|--------------|---------------|------------|-----|---------------|--------------|---------------|----------------------|----------|-----|
| | EAC | EAME | EME | merluza | demersales | | EAC | EAME | EME |
| 01-18 Jul | 803.4 | 789.2 | | 1592.6 | 166.4 | 1759.0 | | | |
| 19 Jul | 30.6 | 46.7 | | 77.3 | 21.2 | 98.5 | 2 | 1 | |
| 20 Jul | 34.1 | 39.6 | | 73.7 | 4.5 | 78.2 | 3 | 1 | |
| 21 Jul | 53.5 | | | 53.5 | 6.2 | 59.7 | 4 | | |
| 22 Jul | 72.4 | 88.5 | | 160.9 | 36.9 | 197.8 | 5 | 2 | |
| 23 Jul | 93.0 | | | 93.0 | 10.6 | 103.6 | 7 | | |
| TOTAL | 1087.0 | 964 | | 2051.0 | 245.8 | 2296.8 | 21 | 4 | |

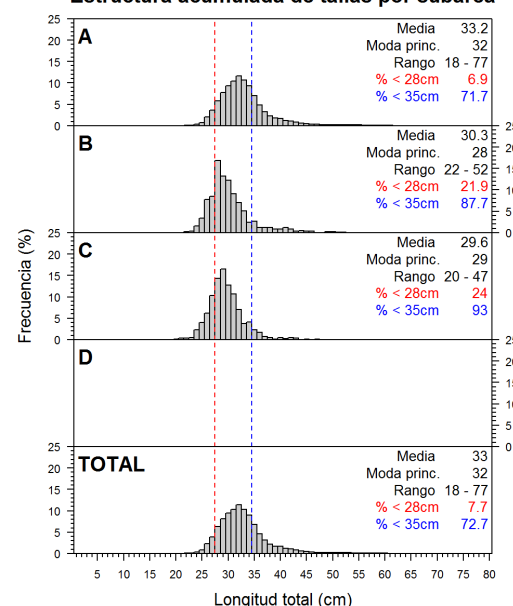
Distribución espacial de la flota por subárea



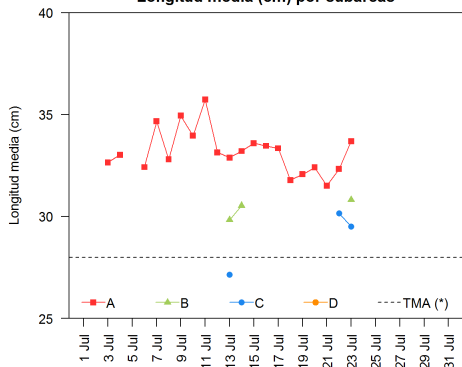
Captura (t) por subárea



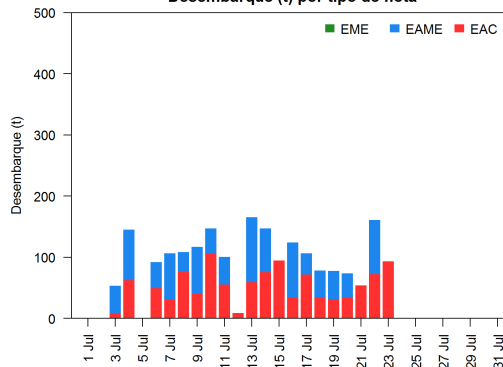
Estructura acumulada de tallas por subárea



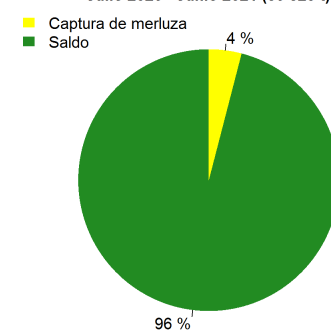
Longitud media (cm) por subáreas



Desembarque (t) por tipo de flota



Balance de la cuota de Merluza Julio 2020 - Junio 2021 (50 823 t)



Estadísticas descriptivas de la estructura de tallas por subárea al 23 de julio de 2020

| | A | | | | B | | | | C | | | | D | | | |
|--------|---------|------|-------|--------|---------|------|-------|--------|---------|------|-------|-------------|-------|------|-------|--------|
| | Rango | Moda | Media | %<28cm | Rango | Moda | Media | %<28cm | Rango | Moda | Media | %<28cm | Rango | Moda | Media | %<28cm |
| 17-Jul | 20 - 61 | 32 | 33.3 | 4.7 | | | | | | | | | | | | |
| 18-Jul | 20 - 69 | 32 | 31.8 | 8.7 | | | | | | | | | | | | |
| 19-Jul | 22 - 60 | 32 | 32.1 | 10.5 | | | | | | | | | | | | |
| 20-Jul | 23 - 66 | 31 | 32.4 | 6 | | | | | | | | | | | | |
| 21-Jul | 21 - 56 | 30 | 31.5 | 9.5 | | | | | | | | | | | | |
| 22-Jul | 18 - 65 | 29 | 32.3 | 12.6 | | | | | 22 - 47 | 29 | 30.2 | 17.2 | | | | |
| 23-Jul | 20 - 68 | 34 | 33.7 | 7.9 | 22 - 48 | 30 | 30.8 | 18.7 | 20 - 45 | 29 | 29.5 | 24.6 | | | | |

Cifras preliminares.

(*) Talla Mínima Autorizada