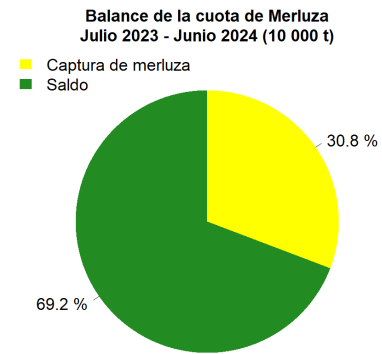
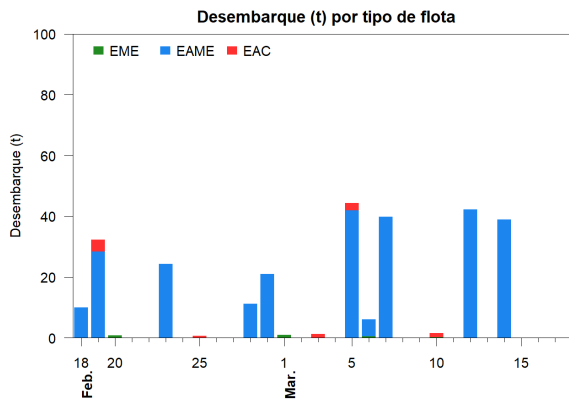
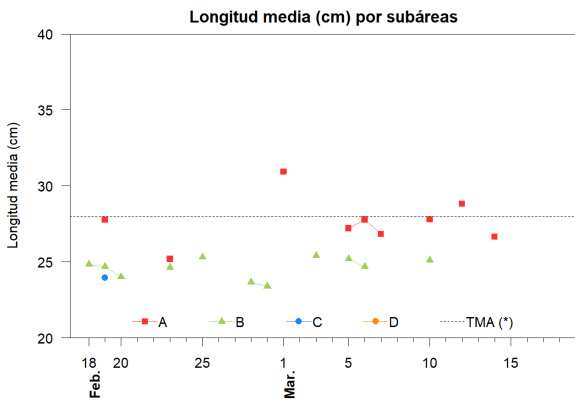
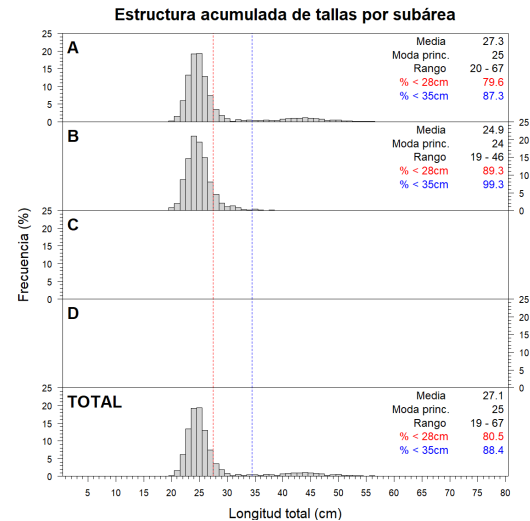
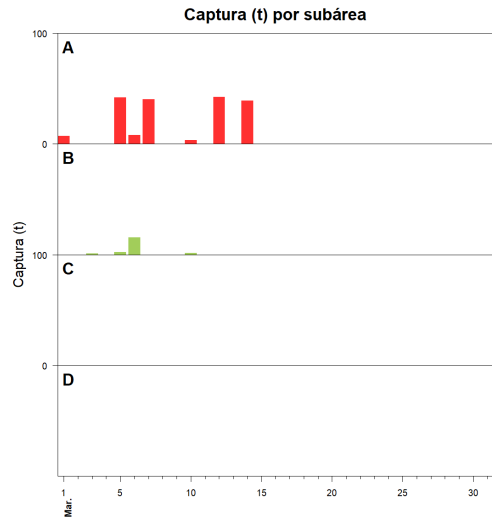
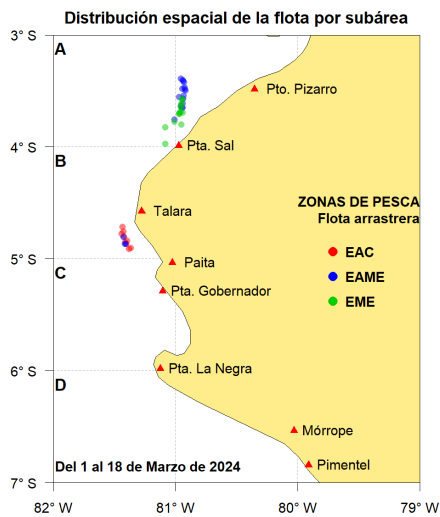




Reporte 1. Pesquería de Merluza
Al 18 de marzo de 2024

Desembarque (t) de recursos demersales de la flota arrastrera

	INDUSTRIAL			TOTAL	OTROS	TOTAL	Número embarcaciones		
	EAC	EAME	EME	merluza	demersales		EAC	EAME	EME
Jul. 2023	5.2	128	1.3	134.5	321.9	456.4			
Ago. 2023	3.5	317	0.6	321.1	531.5	852.6			
Set. 2023	18.3	383	0.4	401.7	454	855.7			
Oct. 2023	12.8	170.4	4.2	187.4	27.6	215			
Nov. 2023	41.4	288.9	2.9	333.2	58.6	391.8			
Dic. 2023	142.2	460.3		602.5	45.2	647.7			
Ene. 2024	149.8	371.8		521.6	139.9	661.5			
Feb. 2024	48.1	355.4	3.3	406.8	138.2	545			
01-13 Mar	5	129.6	1.8	136.4	41.2	177.6			
14 Mar		39		39	2.1	41.1		1	
15 Mar									
16 Mar									
17 Mar									
18 Mar									
TOTAL	426.3	2643.4	14.5	3084.2	1760.2	4844.4		1	



Estadísticas descriptivas de la estructura de tallas por subárea

	A				B				C				D			
	Rango	Moda	Media	%<28cm	Rango	Moda	Media	%<28cm	Rango	Moda	Media	%<28cm	Rango	Moda	Media	%<28cm
12-Mar	20 - 67	25	28.8	72.4												
13-Mar																
14-Mar	20 - 56	24	26.7	82												
15-Mar																
16-Mar																
17-Mar																
18-Mar																

Cifras preliminares.

(*) Talla Mínima Autorizada

El 11, 13, y del 15 al 18 de marzo, no hubo desembarque de la flota industrial.