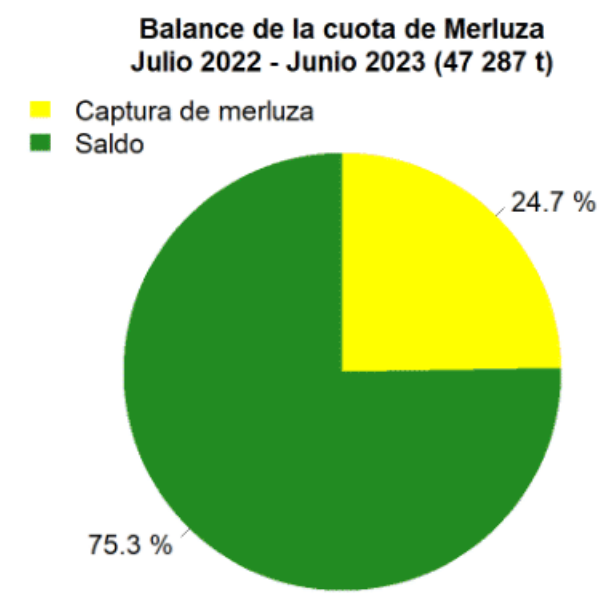
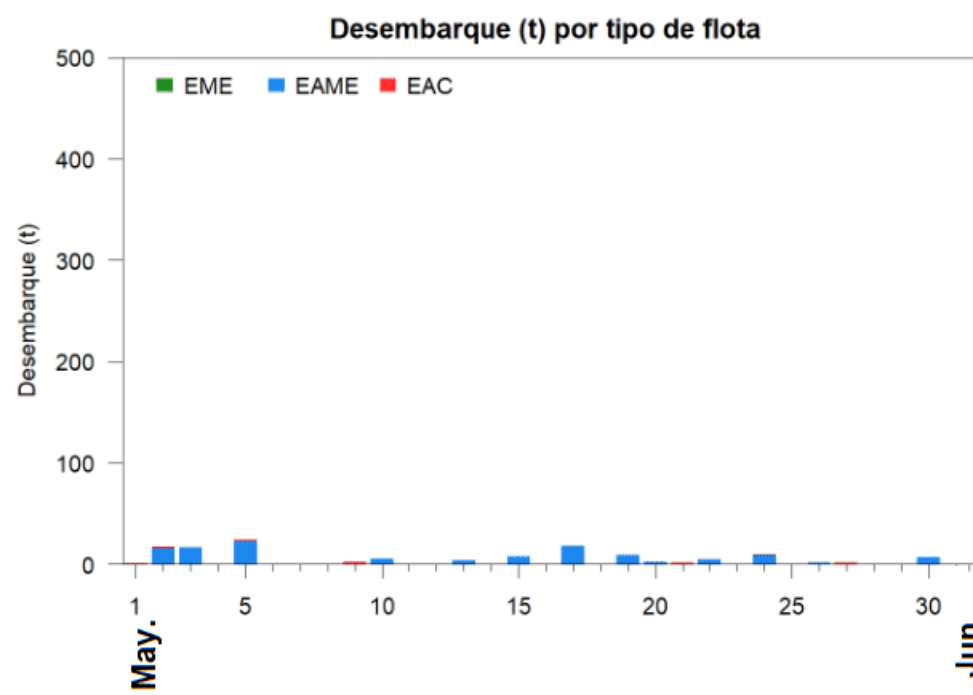
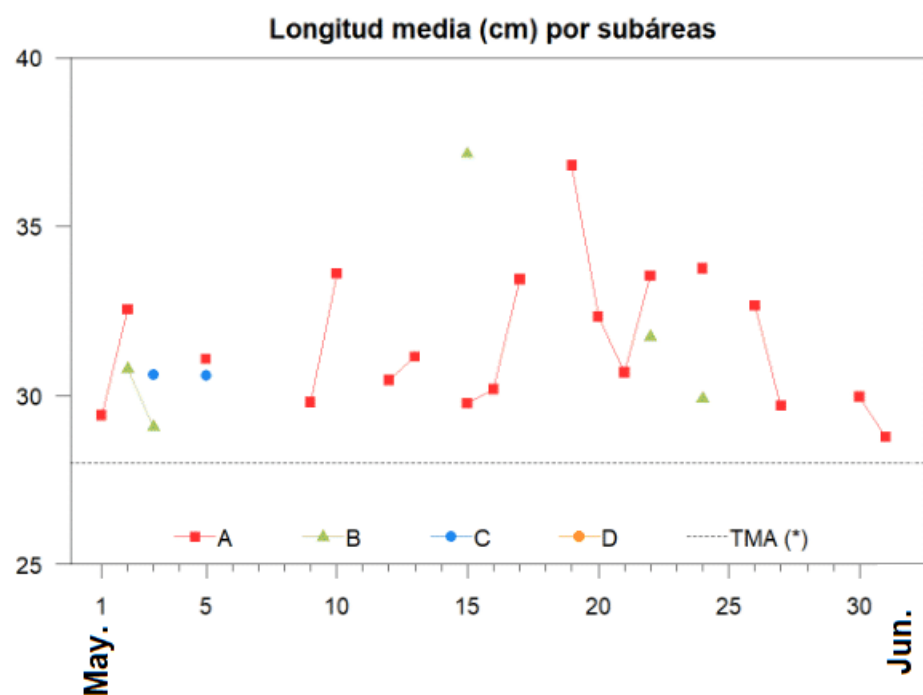
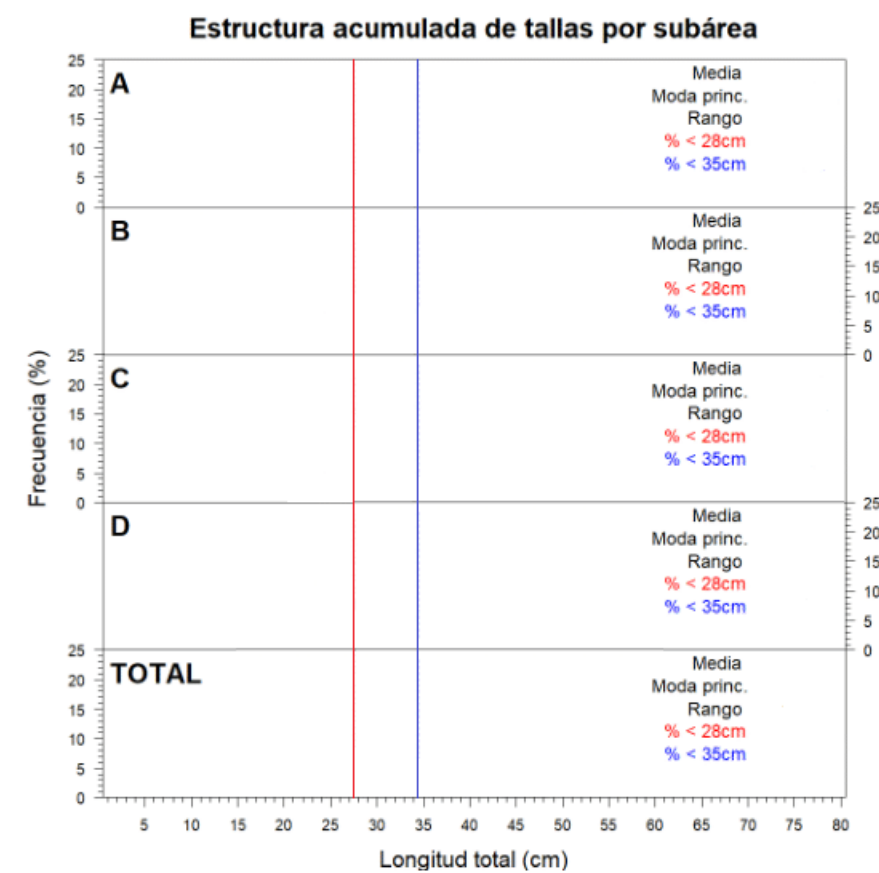
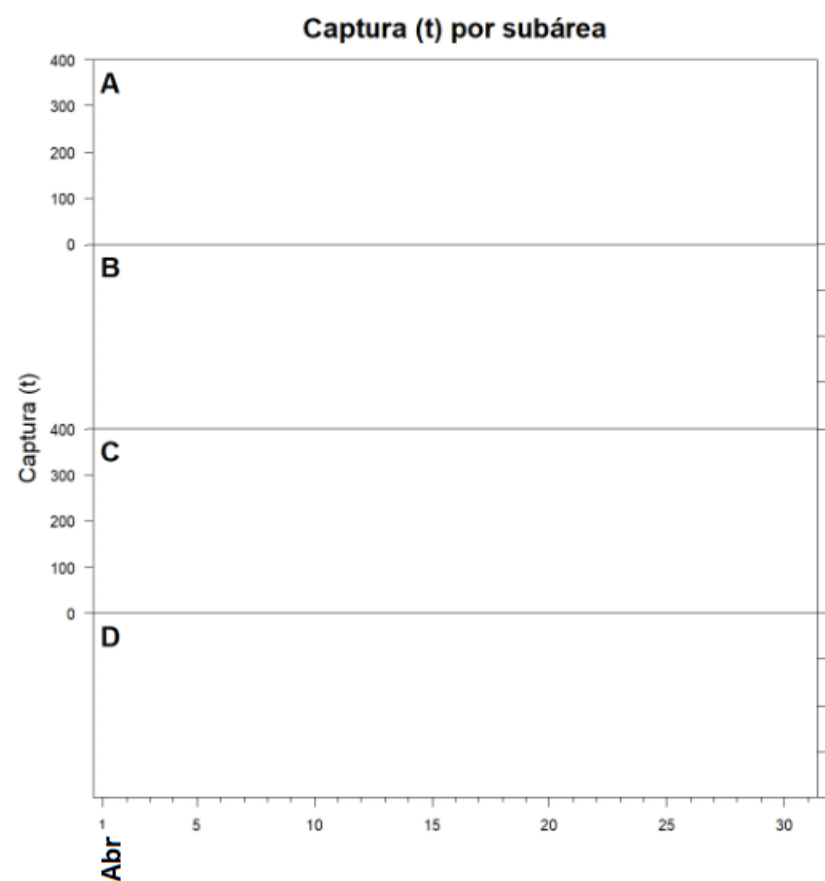
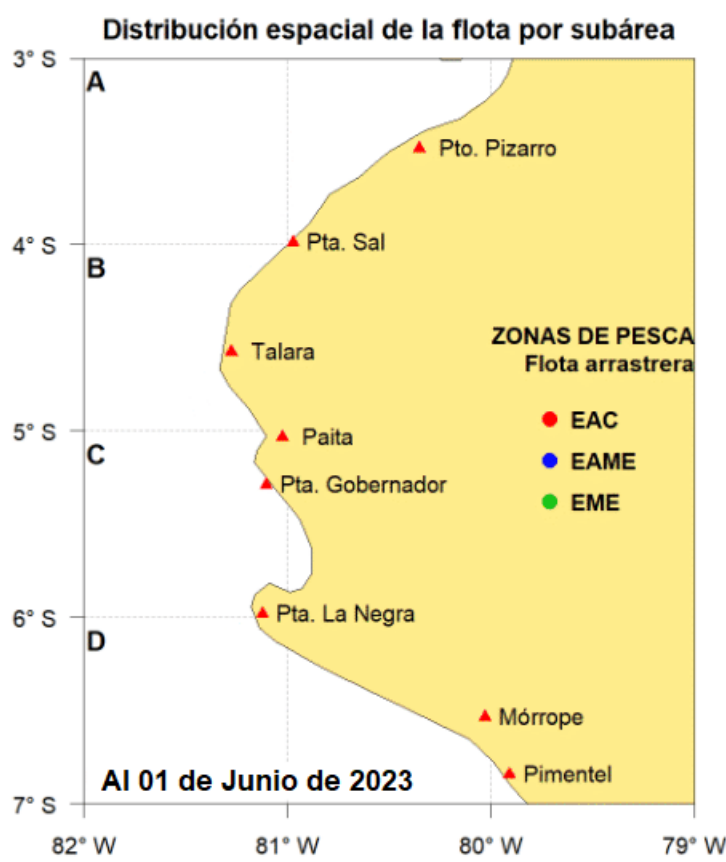




Desembarque (t) de recursos demersales de la flota arrastrera

	INDUSTRIAL			TOTAL	OTROS	TOTAL	Número embarcaciones		
	EAC	EAME	EME	merluza	demersales		EAC	EAME	EME
Jul. 2022	1170.9	1172.5		2343.4	1212.9	3556.3			
Ago. 2022	1247.1	1206.7		2453.8	1682.4	4136.2			
Set. 2022	1434.6	1303.4		2738	821.8	3559.8			
Oct. 2022	566	696.4		1262.4	974.9	2237.3			
Nov. 2022	365.5	114.9		480.4	618.3	1098.7			
Dic. 2022	132.2	218.9		351.1	337.9	689			
Ene. 2023	163.8	272.2	17.4	453.4	141.6	595			
Feb. 2023	436.5	654.4	21.8	1112.7	198.2	1310.9			
Mar. 2023	74.4	378.2	21.2	473.8	149.6	623.4			
Abr. 2023	236.4	342.2	25.8	604.4	250.8	855.2			
May. 2023	13.9	127.0		140.9	658.4	799.3			
1 Jun									
<b>TOTAL</b>	<b>5841.3</b>	<b>6486.8</b>	<b>86.2</b>	<b>12414.3</b>	<b>7046.8</b>	<b>19461.1</b>			



Estadísticas descriptivas de la estructura de tallas por subárea

	A				B				C				D			
	Rango	Moda	Media	%<28cm	Rango	Moda	Media	%<28cm	Rango	Moda	Media	%<28cm	Rango	Moda	Media	%<28cm
26-May	16 - 59	31	32.7	4.4												
27-May	15 - 50	29	29.7	23.3												
28-May																
29-May																
30-May	20 - 47	29	30	17.2												
31-May	15 - 44	28	28.8	30.9					15 - 34	28	24.8	56.8				
1-Jun																

Cifras preliminares.

(\*) Talla Mínima Autorizada

Los días 28 y 29 de mayo y 1 de junio, no hubo desembarque de la flota industrial.