

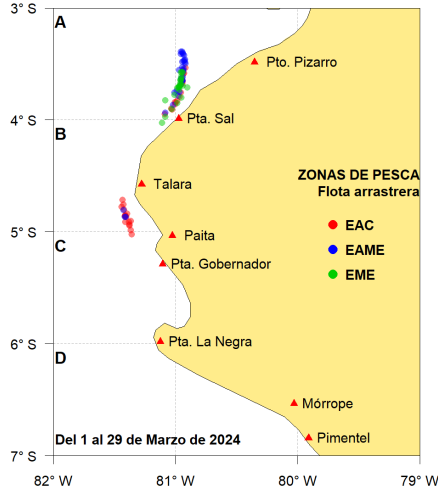


Reporte 1. Pesquería de Merluza  
Al 29 de marzo de 2024

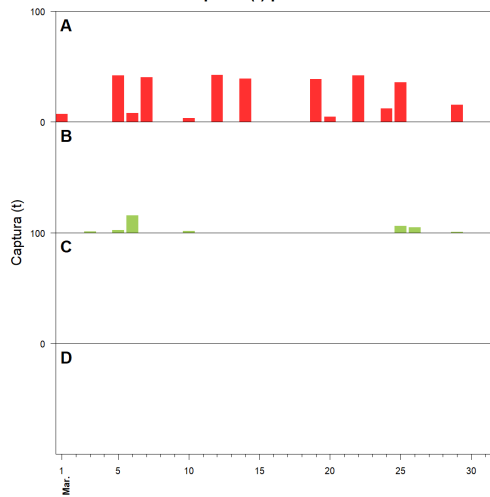
Desembarque (t) de recursos demersales de la flota arrastrera

|              | INDUSTRIAL   |               |             | TOTAL         | OTROS         | TOTAL         | Número embarcaciones |          |          |
|--------------|--------------|---------------|-------------|---------------|---------------|---------------|----------------------|----------|----------|
|              | EAC          | EAME          | EME         | merluza       | demersales    |               | EAC                  | EAME     | EME      |
| Jul. 2023    | 5.2          | 128           | 1.3         | 134.5         | 321.9         | 456.4         |                      |          |          |
| Ago. 2023    | 3.5          | 317           | 0.6         | 321.1         | 531.5         | 852.6         |                      |          |          |
| Set. 2023    | 18.3         | 383           | 0.4         | 401.7         | 454           | 855.7         |                      |          |          |
| Oct. 2023    | 12.8         | 170.4         | 4.2         | 187.4         | 27.6          | 215           |                      |          |          |
| Nov. 2023    | 41.4         | 288.9         | 2.9         | 333.2         | 58.6          | 391.8         |                      |          |          |
| Dic. 2023    | 142.2        | 460.3         |             | 602.5         | 45.2          | 647.7         |                      |          |          |
| Ene. 2024    | 149.8        | 371.8         |             | 521.6         | 139.9         | 661.5         |                      |          |          |
| Feb. 2024    | 48.1         | 355.4         | 3.3         | 406.8         | 138.2         | 545           |                      |          |          |
| 01-24 Mar    | 30.5         | 240.7         | 1.8         | 273           | 50.2          | 323.2         |                      |          |          |
| 25 Mar       | 6            | 34            |             | 40            | 3.6           | 43.6          | 1                    | 1        |          |
| 26 Mar       | 4.9          |               |             | 4.9           | 1.2           | 6.1           | 1                    |          |          |
| 27 Mar       |              |               |             |               |               |               |                      |          |          |
| 28 Mar       |              |               |             |               |               |               |                      |          |          |
| 29 Mar       |              |               | 6           | 6             | 10.9          | 16.9          |                      |          | 1        |
| <b>TOTAL</b> | <b>462.7</b> | <b>2749.5</b> | <b>20.5</b> | <b>3232.7</b> | <b>1782.8</b> | <b>5015.5</b> | <b>2</b>             | <b>1</b> | <b>1</b> |

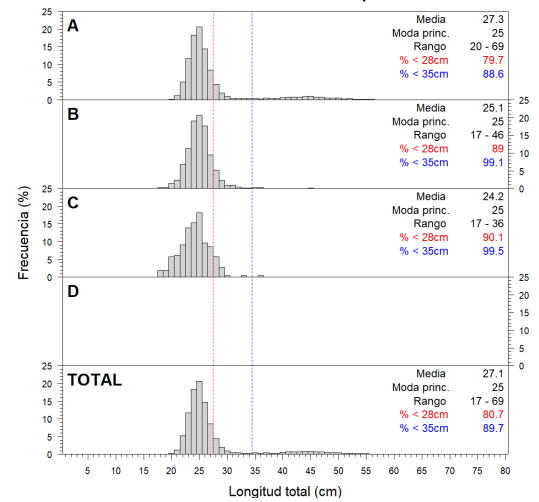
Distribución espacial de la flota por subárea



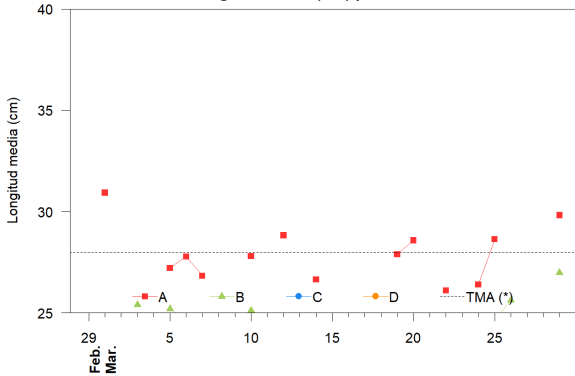
Captura (t) por subárea



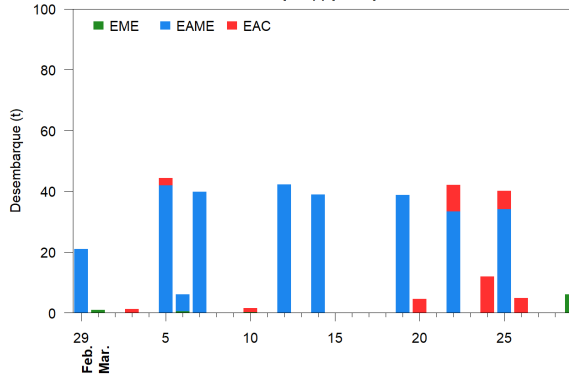
Estructura acumulada de tallas por subárea



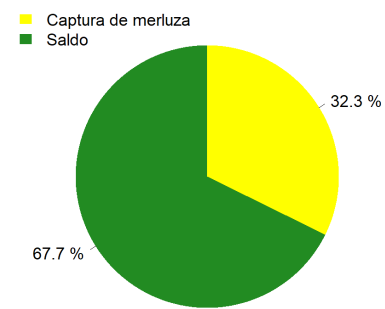
Longitud media (cm) por subáreas



Desembarque (t) por tipo de flota



Balance de la cuota de Merluza  
Julio 2023 - Junio 2024 (10 000 t)



Estadísticas descriptivas de la estructura de tallas por subárea

|        | A       |      |       |        | B       |      |       |        | C       |      |       |        | D     |      |       |        |
|--------|---------|------|-------|--------|---------|------|-------|--------|---------|------|-------|--------|-------|------|-------|--------|
|        | Rango   | Moda | Media | %<28cm | Rango   | Moda | Media | %<28cm | Rango   | Moda | Media | %<28cm | Rango | Moda | Media | %<28cm |
| 23-Mar |         |      |       |        |         |      |       |        |         |      |       |        |       |      |       |        |
| 24-Mar | 21 - 54 | 26   | 26.4  | 77.9   |         |      |       |        |         |      |       |        |       |      |       |        |
| 25-Mar | 21 - 66 | 25   | 28.6  | 69.6   | 17 - 45 | 24   | 24.7  | 94.1   | 17 - 36 | 25   | 24.2  | 90.1   |       |      |       |        |
| 26-Mar |         |      |       |        | 17 - 40 | 25   | 25.6  | 84.1   |         |      |       |        |       |      |       |        |
| 27-Mar |         |      |       |        |         |      |       |        |         |      |       |        |       |      |       |        |
| 28-Mar |         |      |       |        |         |      |       |        |         |      |       |        |       |      |       |        |
| 29-Mar | 21 - 62 | 26   | 29.8  | 62.1   | 24 - 31 | 27   | 27    | 66     |         |      |       |        |       |      |       |        |

Cifras preliminares.

(\*) Talla Mínima Autorizada

El 23, 27 y 28 de marzo, no hubo desembarque del recurso merluza.