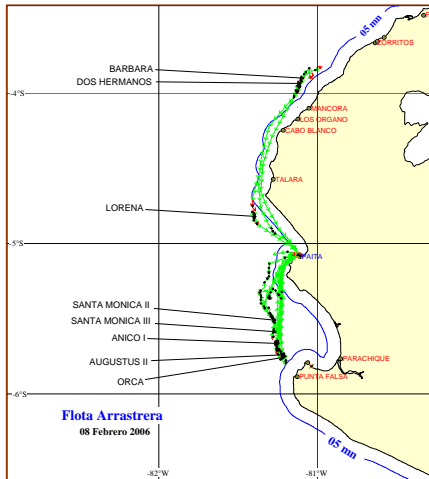




08 DE FEBRERO 2006

ZONAS DE PESCA DE MERLUZA

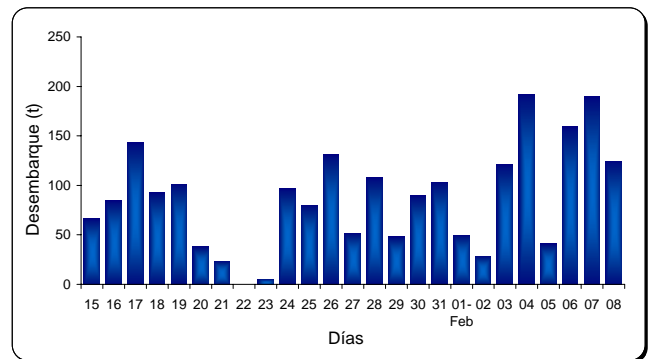


DESEMBARQUE (t) DE RECURSOS DEMERSALES DE LA FLOTA INDUSTRIAL

DIA	MERLUZA	OTROS DEMERSALES	TOTAL
01 - 15 Ene	583.4	125.2	708.6
16 - 31 Ene	1194.9	109.84	1304.7
01 - Feb	49.5	9.8	59.2
02 - Feb	28.3	20.7	49.0
03 - Feb	120.9	7.6	128.4
04 - Feb	191.9	11.5	203.4
05 - Feb	41.2	11.0	52.2
06 - Feb	159.3	8.6	167.9
07 - Feb	189.5	15.2	204.7
08 - Feb	124.4	11.2	135.5
TOTAL	2683.2	330.6	3013.7
%	89.0	11.0	100.0

DESEMBARQUE (t) DE MERLUZA POR TIPO DE FLOTA

DIA	INDUSTRIAL			TOTAL
	EAC	EAME	EME	
01 - 15 Ene	248.0	335.4		583.4
16 - 31 Ene	641.6	553.3		1194.9
01 - Feb	23.0	26.4		49.5
02 - Feb	10.8	17.4		28.3
03 - Feb	65.7	55.1		120.9
04 - Feb	100.3	91.6		191.9
05 - Feb	41.2	0.0		41.2
06 - Feb	84.5	74.8		159.3
07 - Feb	120.9	68.6		189.5
08 - Feb	119.8	4.6		124.4
TOTAL	1455.9	1227.3	0.0	2683.2
%	54.3	45.7	0.0	100.0

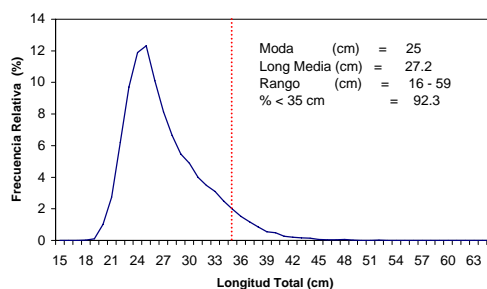


NUMERO DE EMBARCACIONES

DIA	EAC	EAME
01 - Feb	3	2
02 - Feb	4	2
03 - Feb	5	2
04 - Feb	9	3
05 - Feb	4	
06 - Feb	6	2
07 - Feb	10	3
08 - Feb	9	1

DIA	EAC				EAME			
	RANGO	MODA	L.MEDIA	% < DE 35 cm	RANGO	MODA	L.MEDIA	% < DE 35 cm
01 - Feb	19 - 53	23, 31	26.3	92.5	19 - 59	26, 29	28.3	87.6
02 - Feb	16 - 52	23, 33	26.0	93.1	18 - 53	30, 28	28.9	86.9
03 - Feb	19 - 46	24, 27	26.8	93.8	19 - 51	24, 26	27.4	91.4
04 - Feb	19 - 50	25, 29	28.8	86.8	19 - 50	25, 30	26.4	94.4
05 - Feb	19 - 46	24, 30	26.0	96.6				
06 - Feb	19 - 57	26, 32	29.0	86.7	19 - 46	23, 31	25.2	98.2
07 - Feb	19 - 46	25, 28	26.9	95.1	19 - 54	24, 29	29.7	78.1
08 - Feb	18 - 58	25	26.9	95.4	20 - 48	23, 30	29.7	81.1

ESTRUCTURA POR TAMAÑOS DE MERLUZA
 01 - 08 DE FEBRERO DEL 2006



* Cifras preliminares, no oficiales