INSTITUTO DEL MAR DEL PERU

ATENCION: ING. JORGE VERTIZ CALDERÓN

DIRECCION CIENTIFICA

DIRECCION DE INVESTIGACIONES EN RECURSOS DEMERSALES Y LITORALES

UNIDAD DE INVESTIGACIONES EN PECES DEMERSALES BENTONICOS Y LITORALES

REGIMEN PROVISIONAL DE PESCA DEL RECURSO MERLUZA

R.M.N° 356 - 2005-PRODUCE

13 DE MARZO 2006

ZONAS DE PESCA DE MERLUZA

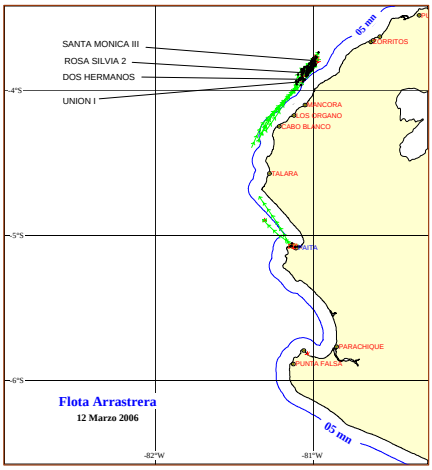

DESEMBARQUE (t) DE RECURSOS DEMERSALES DE LA FLOTA INDUSTRIAL

DIA	MERLUZA	OTROS DEMERSALES	TOTAL
01 - 15 Ene	583.4	125.2	708.6
16 - 31 Ene	1194.9	109.8	1304.7
01 - 15 Feb	1446.5	170.3	1616.8
16 - 28 Feb	898.7	120.3	1019.0
01 - Mar	49.5	11.5	61.0
02 - Mar	19.5	1.4	21.0
03 - Mar	53.4	34.7	88.1
04 - Mar	44.2	15.2	59.4
05 - Mar	26.9	1.9	28.8
06 - Mar	53.7	12.9	66.6
07 - Mar	81.2	16.3	97.4
08 - Mar	80.4	14.6	95.0
09 - Mar	31.4	3.6	35.1
10 - Mar	0.9	0.6	1.5
11 - Mar	29.3	8.1	37.3
12 - Mar	0.0		0.0
13 - Mar	96.1	16.2	112.2
TOTAL	**4689.7**	**662.8**	**5352.5**
%	**87.6**	**12.4**	**100.0**

DESEMBARQUE (t) DE MERLUZA POR TIPO DE FLOTA

DIA	INDUSTRIAL			TOTAL
	EAC	EAME	EME	
01 - 15 Ene	248.0	335.4		583.4
16 - 31 Ene	641.6	553.3		1194.9
01 - 15 Feb	827.0	619.5		1446.5
16 - 28 Feb	438.6	459.0	1.1	898.7
01 - Mar	1.9	47.5		49.5
02 - Mar	6.2	13.3		19.5
03 - Mar	19.7	33.7		53.4
04 - Mar	13.6	30.6		44.2
05 - Mar	3.8	23.0		26.9
06 - Mar	24.7	29.0		53.7
07 - Mar	8.0	73.2		81.2
08 - Mar	38.2	42.2		80.4
09 - Mar	5.6	25.8		31.4
10 - Mar	0.0	0.9		0.9
11 - Mar	22.0	7.2		29.3
12 - Mar				0.0
13 - Mar	35.1	61.0		96.1
TOTAL	**2334.0**	**2354.6**	**1.1**	**4689.7**
%	**49.8**	**50.2**	**0.0**	**100.0**

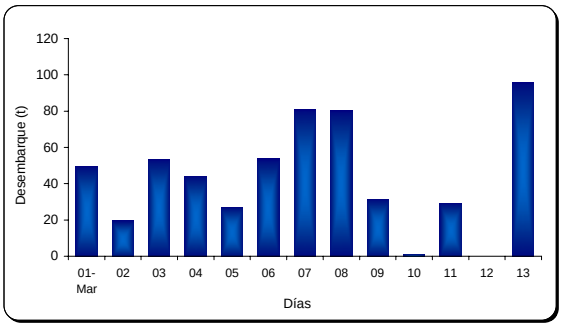

NUMERO DE EMBARCACIONES

DIA	EAC	EAME
01 - Mar	2	2
02 - Mar	1	1
03 - Mar	5	2
04 - Mar	2	2
05 - Mar	1	1
06 - Mar	4	1
07 - Mar	3	3
08 - Mar	6	2
09 - Mar	1	2
10 - Mar		1
11 - Mar	2	2
12 - Mar		
13 - Mar	4	3

DIA	EAC				EAME			
	RANGO	MODA	L.MEDIA	% < DE 35 cm	RANGO	MODA	L.MEDIA	% < DE 35 cm
01 - Mar	20 - 45	22,28	25.5	97.2	20 - 76	23,28	26.6	93.6
02 - Mar	21 - 50	28,35	30.2	78.7	21 - 48	25,27,29	27.8	93.8
03 - Mar	19 - 52	25	27.0	92.1	20 - 48	25,30	28.3	89.9
04 - Mar	19 - 50	23,26,30	26.6	89.6	20 - 50	24,30	29.3	84.0
05 - Mar	20 - 55	24,30	28.1	88.4	21 - 51	25,30	28.3	87.5
06 - Mar	19 - 59	23,30	26.1	93.7	20 - 45	31,28,26	29.7	88.2
07 - Mar	19 - 51	26	27.0	94.8	18 - 56	25, 28	28.2	90.6
08 - Mar	17 - 64	24,30	29.2	79.5	20 - 48	28,32	28.6	92.4
09 - Mar	21 - 47	27,31	29.2	93.0	21 - 47	25,29	28.2	92.4
10 - Mar					21 - 34	24	24.9	100.0
11 - Mar	20 - 67	31	31.0	73.7	20 - 46	24,26	27.5	93.7
12 - Mar								
13 - Mar	20 - 54	25,33	29.1	83.8	20 - 59	25,31	29.0	82.7

ESTRUCTURA POR TAMAÑOS DE MERLUZA
01 - 13 DE MARZO DEL 2006

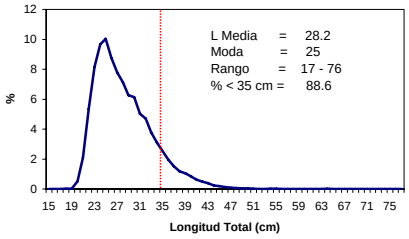

* Cifras preliminares, no oficiales