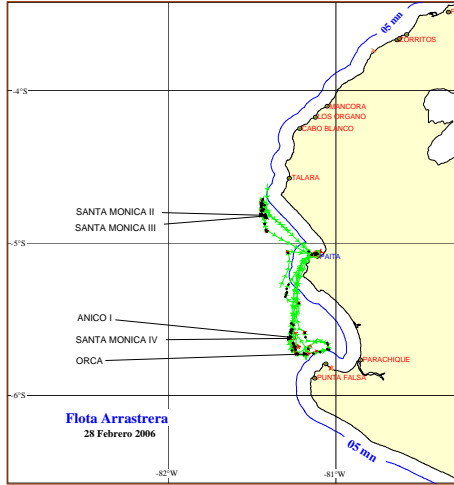




28 DE FEBRERO 2006

ZONAS DE PESCA DE MERLUZA

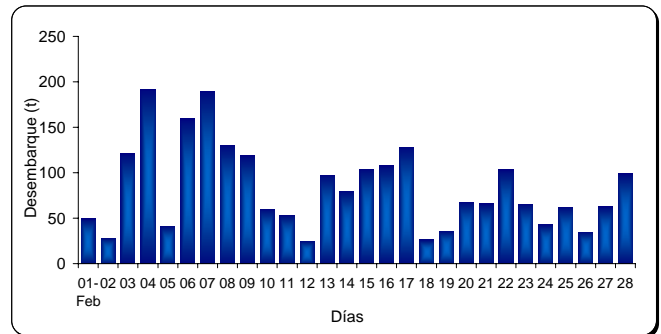


DESEMBARQUE (t) DE RECURSOS DEMERSALES DE LA FLOTA INDUSTRIAL

DIA	MERLUZA	OTROS DEMERSALES	TOTAL
01 - 15 Ene	583.4	125.2	708.6
16 - 31 Ene	1194.9	109.8	1304.7
01 - 15 Feb	1446.5	170.3	1616.8
16 - Feb	107.6	12.2	119.7
17 - Feb	128.3	15.1	143.3
18 - Feb	26.1	5.6	31.7
19 - Feb	35.2	5.6	40.8
20 - Feb	67.5	10.2	77.7
21 - Feb	65.7	10.7	76.4
22 - Feb	103.1	9.2	112.3
23 - Feb	65.2	8.5	73.7
24 - Feb	42.5	10.2	52.6
25 - Feb	61.6	4.0	65.6
26 - Feb	34.6	5.4	39.9
27 - Feb	62.3	1.4	63.7
28 - Feb	99.0	22.4	121.4
TOTAL	4123.4	525.7	4649.2
%	88.7	11.3	100.0

DESEMBARQUE (t) DE MERLUZA POR TIPO DE FLOTA

DIA	INDUSTRIAL			TOTAL
	EAC	EAME	EME	
01 - 15 Ene	248.0	335.4		583.4
16 - 31 Ene	641.6	553.3		1194.9
01 - 15 Feb	827.0	619.5		1446.5
16 - Feb	56.8	50.8		107.6
17 - Feb	72.6	55.7		128.3
18 - Feb	13.4	12.8		26.1
19 - Feb	35.2	0.0		35.2
20 - Feb	18.1	49.4		67.5
21 - Feb	50.0	14.7	1.1	65.7
22 - Feb	59.9	43.1		103.1
23 - Feb	51.9	13.3		65.2
24 - Feb	17.6	24.9		42.5
25 - Feb	13.5	48.1		61.6
26 - Feb	34.6	0.0		34.6
27 - Feb	0.0	62.3		62.3
28 - Feb	15.1	83.9		99.0
TOTAL	2155.2	1967.2	1.1	4123.4
%	52.3	47.7	0.0	100.0

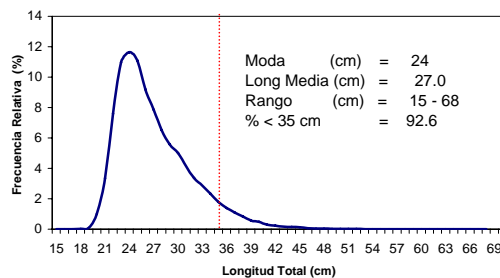


NUMERO DE EMBARCACIONES

DIA	EAC	EAME
15 - Feb	7	1
16 - Feb	6	2
17 - Feb	14	2
18 - Feb	3	1
19 - Feb	5	
20 - Feb	2	3
21 - Feb	8	2
22 - Feb	8	2
23 - Feb	6	1
24 - Feb	5	2
25 - Feb	3	2
26 - Feb	4	
27 - Feb		2
28 - Feb	4	3

DIA	EAC				EAME			
	RANGO	MODA	L.MEDIA	% < DE 35 cm	RANGO	MODA	L.MEDIA	% < DE 35 cm
15 - Feb	18 - 52	24	27.7	91.3	18 - 38	24, 27	26.8	96.1
16 - Feb	19 - 56	25, 30	27.6	91.9	15 - 52	23, 30	26.3	94.6
17 - Feb	19 - 51	24	26.3	96.3	20 - 55	23, 29	25.1	96.4
18 - Feb	20 - 43	26	27.4	96.0	20 - 49	26	28.7	88.9
19 - Feb	19 - 56	24	27.3	86.6				
20 - Feb	17 - 43	26, 23	26.4	97.1	20 - 54	24, 27	27.08	92.7
21 - Feb	18 - 53	25, 29	28.4	89.4	20 - 49	26, 30	28.8	87.6
22 - Feb	19 - 54	27, 30	28.2	89.4	20 - 60	23, 26	25.4	93.1
23 - Feb	18 - 54	23, 27	27.9	89.9	20 - 56	23, 31	28.2	90.9
24 - Feb	17 - 53	23, 26	26.3	91.7	20 - 50	27, 30	29.3	88.8
25 - Feb	19 - 61	22, 33	29.6	75.5	20 - 68	23, 27	25.8	95.6
26 - Feb	19 - 51	25, 27	27.1	95.6				
27 - Feb					20 - 48	23, 29	26.3	96.1
28 - Feb	18 - 43	23, 27	24.6	98.7	19 - 63	24, 29	26.6	93.3

ESTRUCTURA POR TAMAÑOS DE MERLUZA
01 - 28 DE FEBRERO DEL 2006



* Cifras preliminares, no oficiales