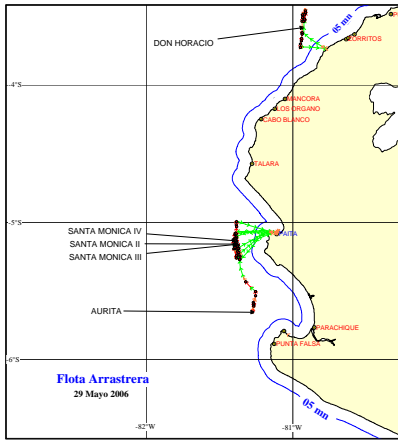




ZONAS DE PESCA DE MERLUZA

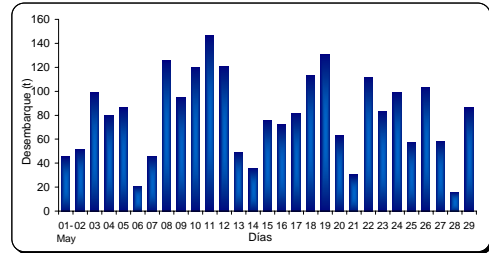


DESEMBARQUE (t) DE RECURSOS DEMERSALES DE LA FLOTA INDUSTRIAL

DIA	MERLUZA	OTROS DEMERSALES	TOTAL
01 - 15 Ene	583.4	125.2	708.6
16 - 31 Ene	1194.9	109.8	1304.7
01 - 15 Feb	1446.5	170.3	1616.8
16 - 28 Feb	898.7	120.3	1019.0
01 - 15 Mar	726.0	143.2	869.2
16 - 31 Mar	1019.6	127.0	1146.5
01 - 15 Abr	315.4	47.0	362.4
16 - 31 Abr	779.9	100.9	880.7
01 - 15 May	1196.9	124.1	1321.0
16 - May	71.8	6.9	78.7
17 - May	81.6	6.7	88.3
18 - May	113.5	10.4	123.9
19 - May	131.0	8.1	139.1
20 - May	62.8	4.0	66.8
21 - May	30.1	3.9	33.9
22 - May	111.5	10.2	121.7
23 - May	83.3	6.9	90.1
24 - May	99.4	7.6	107.0
25 - May	57.2	2.6	59.8
26 - May	103.1	10.1	113.2
27 - May	58.5	5.2	63.8
28 - May	15.9	4.1	19.9
29 - May	86.4	8.7	95.1
TOTAL	9267.3	1163.4	10430.6
%	88.8	11.2	100.0

DESEMBARQUE (t) DE MERLUZA POR TIPO DE FLOTA

DIA	INDUSTRIAL			TOTAL
	EAC	EAME	EME	
01 - 15 Ene	248.0	335.4		583.4
16 - 31 Ene	641.6	553.3		1194.9
01 - 15 Feb	827.0	619.5		1446.5
16 - 28 Feb	438.6	459.0	1.1	898.7
01 - 15 Mar	228.0	498.0		726.0
16 - 31 Mar	353.8	665.8		1019.6
01 - 15 Abr		308.5	6.8	315.4
16 - 31 Abr	244.2	532.7	3.0	779.9
01 - 15 May	319.9	853.1	23.8	1196.9
16 - May	20.8	51.0		71.8
17 - May	15.3	66.3		81.6
18 - May	33.2	80.3		113.5
19 - May	43.7	81.4	5.9	131.0
20 - May	29.0	30.2	3.6	62.8
21 - May	28.9	0.0	1.2	30.1
22 - May	49.5	62.0		111.5
23 - May	18.3	62.6	2.4	83.3
24 - May	27.0	70.7	1.6	99.4
25 - May		50.9	6.3	57.2
26 - May	37.6	63.6	1.9	103.1
27 - May	24.3	31.8	2.4	58.5
28 - May	15.9			15.9
29 - May	18.9	67.5		86.4
TOTAL	3663.4	5543.8	60.1	9267.3
%	39.5	59.8	0.6	100.0

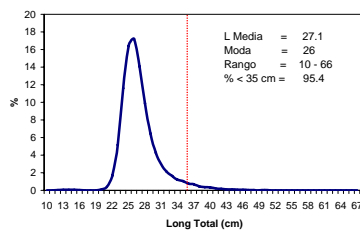


NUMERO DE EMBARCACIONES

DIA	EAC	EAME
16 - May	4	3
17 - May	2	3
18 - May	5	3
19 - May	6	3
20 - May	5	1
21 - May	5	1
22 - May	4	2
23 - May	4	2
24 - May	3	2
25 - May	4	2
26 - May	7	2
27 - May	4	1
28 - May	5	
29 - May	4	2

DIA	EAC				EAME			
	RANGO	MODA	L MEDIA	% < DE 35 cm	RANGO	MODA	L MEDIA	% < DE 35 cm
16 - May	20 - 66	26,29	27,9	92,7	20 - 56	25	26,5	96,6
17 - May	21 - 55	25	28,4	87,2	16 - 49	26	26,4	98,1
18 - May	20 - 52	26	28,7	87,7	20 - 50	25	27,3	90,2
19 - May	21 - 54	26	28,0	88,5	13 - 52	26	26,9	96,5
20 - May	20 - 65	26	27,4	92,7	21 - 44	26	26,7	97,9
21 - May	20 - 57	26	27,2	93,5				
22 - May	20 - 51	26	28,3	89,0	20 - 47	27	29,0	91,0
23 - May	21 - 44	26	27	96,6	13 - 50	27	28,7	89,5
24 - May	20 - 51	26	28,9	85,7	11 - 48	27	27,9	92,8
25 - May	20 - 43	25	26,4	98,7	11 - 46	27	28	92,8
26 - May	21 - 56	26	28,0	94,3	12 - 48	27	28,2	94,4
27 - May	22 - 50	27	27,7	96,7	12 - 46	27	28,6	89,8
28 - May	22 - 54	26	28,8	91,5				
29 - May	12 - 50	26	28,4	92,9	12 - 56	28	29,3	89,9

ESTRUCTURA POR TAMAÑOS DE MERLUZA
01 - 29 DE MAYO DEL 2006



* Cifras preliminares, no oficiales