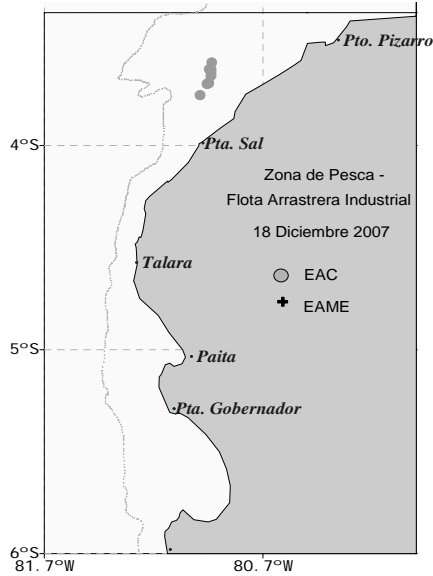




18 DE DICIEMBRE 2007

ZONAS DE PESCA DE MERLUZA

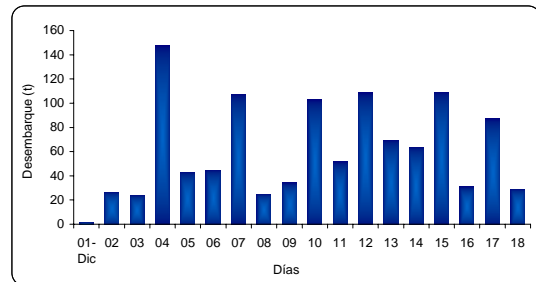


DESEMBARQUE (t) DE RECURSOS DEMERSALES DE LA FLOTA INDUSTRIAL

DIA	MERLUZA	OTROS DEMERSALES	TOTAL
01 - 15 Ene	862.4	85.4	947.9
16 - 31 Ene	1049.7	77.1	1126.8
01 - 15 Feb	1246.7	76.6	1323.3
16 - 28 Feb	1150.1	45.4	1195.5
01 - 15 Abr	998.8	42.3	1041.1
16 - 30 Abr	1589.7	64.6	1654.3
01 - 15 May	1349.4	65.8	1415.2
16 - 31 May	1173.7	105.5	1279.1
01 - 15 Jun	1570.7	98.2	1668.9
16 - 30 Jun	1623.1	57.8	1680.9
01 - 15 Jul	1528.7	92.7	1621.3
15 - 31 Jul	1752.6	62.1	1814.7
01 - 15 Ago	1814.6	47.8	1862.4
16 - 31 Ago	1846.7	40.1	1886.8
01 - 14 Set	2160.7	56.9	2217.6
23 - 25 Oct	134.3	16.8	151.1
08 - 15 Nov	975.9	18.4	994.2
16 - 31 Nov	1397.7	39.0	1436.7
01 - 15 Dic	957.7	29.3	987.0
16-Dic	31.1	1.1	32.2
17-Dic	86.9	2.9	89.8
18-Dic	28.7	1.0	29.7
<b>TOTAL</b>	<b>25329.8</b>	<b>1126.8</b>	<b>26456.7</b>
<b>%</b>	<b>95.7</b>	<b>4.3</b>	<b>100.0</b>

DESEMBARQUE (t) DE MERLUZA POR TIPO DE FLOTA

DIA	INDUSTRIAL			TOTAL
	EAC	EAME	EME	
01 - 15 Ene	375.7	486.8		862.4
16 - 31 Ene	497.5	552.2		1049.7
01 - 15 Feb	791.3	455.4		1246.7
16 - 28 Feb	694.8	455.3		1150.1
01 - 15 Abr	408.3	590.5		998.8
16 - 30 Abr	948.4	641.3		1589.7
01 - 15 May	572.5	776.9		1349.4
16 - 31 May	561.9	611.8		1173.7
01 - 15 Jun	774.5	796.2		1570.7
16 - 30 Jun	796.9	826.2		1623.1
01 - 15 Jul	622.3	906.3		1528.7
15 - 31 Jul	648.7	1103.9		1752.6
01 - 15 Ago	748.8	1065.9		1814.6
16 - 31 Ago	914.7	932.0		1846.7
01 - 14 Set	1171.9	988.8		2160.7
23 - 25 Oct	132.3	2.0		134.3
08 - 15 Nov	599.4	376.5		975.9
16 - 31 Nov	766.7	631.0		1397.7
01 - 15 Dic	578.8	367.3	11.6	957.7
16-Dic	31.1			31.1
17-Dic	23.2	63.8		86.9
18-Dic	28.7			28.7
<b>TOTAL</b>	<b>12688.2</b>	<b>12630.0</b>	<b>11.6</b>	<b>25329.8</b>
<b>%</b>	<b>50.1</b>	<b>49.9</b>	<b>0.0</b>	<b>100.0</b>

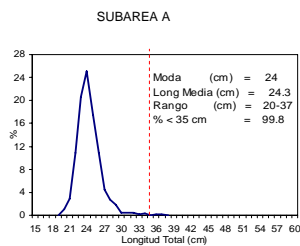


NUMERO DE EMBARCACIONES

DIA	EAC	EME
16-Dic	3	
17-Dic	2	2
18-Dic	2	

DIA	EAC				EAME			
	RANGO	MODA	L.MEDIA	% < DE 35 cm	RANGO	MODA	L.MEDIA	% < DE 35 cm
16-Dic	20 - 44	25	25.1	98.9				
17-Dic	20 - 48	24	24.5	99.4	19 - 51	24	25.5	98.1
18-Dic	20 - 37	24	24.3	99.8				

18 DE DICIEMBRE 2007



SUBAREA B

SUBAREA C

TOTAL

