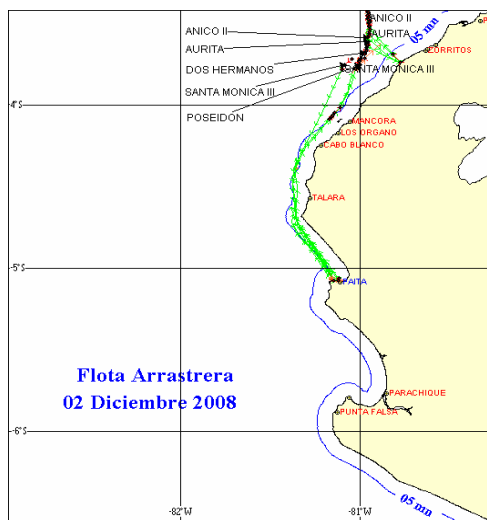




ZONAS DE PESCA DE MERLUZA

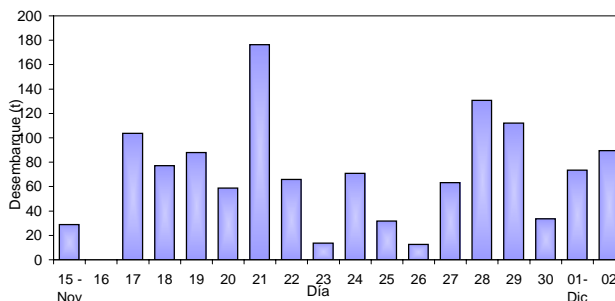


DESEMBARQUE (t) DE RECURSOS DEMERSALES DE LA FLOTA INDUSTRIAL

| DIA | MERLUZA | OTROS DEMERSALES | TOTAL |
|---------------|----------------|------------------|----------------|
| 01 al 15 Ene | 1004.5 | 38.3 | 1042.8 |
| 16 al 31 Ene | 1362.6 | 45.9 | 1408.4 |
| 01 al 15 Feb | 1163.7 | 43.1 | 1206.8 |
| 16 al 23 Feb | 815.7 | 29.5 | 845.2 |
| 01 al 30 Mar | 79.1 | 0.0 | 79.1 |
| 01 al 15 Abr | 0.0 | 0.0 | 0.0 |
| 16 al 30 Abr | 1231.4 | 68.5 | 1299.9 |
| 01 al 15 May | 1075.0 | 61.3 | 1136.3 |
| 16 al 31 Mayo | 1654.4 | 87.2 | 1741.6 |
| 01 al 15 Jun | 1212.0 | 55.2 | 1267.2 |
| 16 al 30 Jun | 1145.2 | 55.6 | 1200.9 |
| 01 al 15 Jul | 1418.3 | 76.0 | 1494.3 |
| 16 al 31 Jul | 1508.2 | 93.2 | 1601.4 |
| 01 - 15 Ago | 1605.0 | 75.4 | 1680.4 |
| 16 - 31 Ago | 916.8 | 69.8 | 986.7 |
| 01 - 06 Sep | 437.4 | 39.2 | 476.6 |
| 06 - 15 Oct | 2085.8 | 56.1 | 2142.0 |
| 16 - 31 Oct | 3878.6 | 116.5 | 3995.1 |
| 01 - 15 Nov | 2185.3 | 98.1 | 2283.4 |
| 16 - 30 Nov | 1038.3 | 70.9 | 1109.1 |
| 01-Dic | 73.6 | 10.2 | 83.8 |
| 02-Dic | 89.6 | 4.2 | 93.8 |
| TOTAL | 25980.4 | 1194.3 | 27174.6 |
| % | 95.6 | 4.4 | 100.0 |

DESEMBARQUE (t) DE MERLUZA POR TIPO DE FLOTA

| DIA | INDUSTRIAL | | | TOTAL |
|---------------|----------------|----------------|------------|----------------|
| | EAC | EAME | EME | |
| 01 al 15 Ene | 565.7 | 438.8 | | 1004.5 |
| 16 al 31 Ene | 536.3 | 826.3 | | 1362.6 |
| 01 al 15 Feb | 528.8 | 634.9 | | 1163.7 |
| 16 al 23 Feb | 519.3 | 296.4 | | 815.7 |
| 01 al 30 Mar | 40.8 | 38.3 | | 79.1 |
| 01 al 15 Abr | 0.0 | 0.0 | | 0.0 |
| 16 al 30 Abr | 699.8 | 531.5 | | 1231.4 |
| 01 al 15 May | 558.8 | 516.2 | | 1075.0 |
| 16 al 31 Mayo | 973.9 | 680.5 | | 1654.4 |
| 01 al 15 Jun | 731.6 | 480.4 | | 1212.0 |
| 16 al 30 Jun | 672.4 | 472.8 | | 1145.2 |
| 01 al 15 Jul | 778.5 | 639.8 | | 1418.3 |
| 16 al 31 Jul | 821.2 | 687.0 | | 1508.2 |
| 01 - 15 Ago | 1219.0 | 386.1 | | 1605.0 |
| 16 - 31 Ago | 435.5 | 481.3 | | 916.8 |
| 01 - 06 Sep | 184.7 | 252.7 | | 437.4 |
| 06 - 15 Oct | 1263.6 | 822.3 | | 2085.8 |
| 16 - 31 Oct | 2684.7 | 1193.9 | | 3878.6 |
| 01 - 15 Nov | 1389.8 | 795.5 | | 2185.3 |
| 16 - 30 Nov | 478.9 | 559.3 | | 1038.3 |
| 01-Dic | 73.6 | 0.0 | | 73.6 |
| 02-Dic | 21.7 | 67.9 | | 89.6 |
| TOTAL | 15178.5 | 10801.9 | 0.0 | 25980.4 |
| % | 58.4 | 41.6 | | 100.0 |

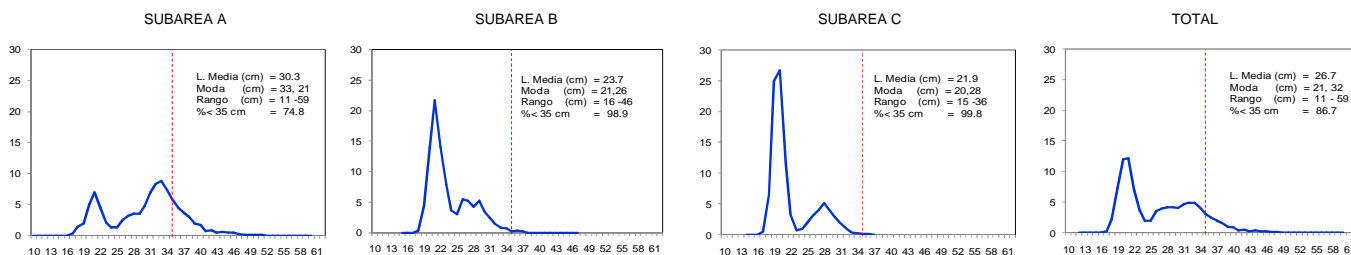


NUMERO DE EMBARCACIONES

| DIA | EAC | EAME |
|--------|-----|------|
| 01-Dic | 8 | 1 |
| 02-Dic | 3 | 2 |

| DIA | EAC | | | | EAME | | | |
|--------|---------|-------|---------|--------------|---------|-------|---------|--------------|
| | RANGO | MODA | L.MEDIA | % < DE 35 cm | RANGO | MODA | L.MEDIA | % < DE 35 cm |
| 01-Dic | 11 - 58 | 20,29 | 24.6 | 93.9 | | | | |
| 02-Dic | 17 - 51 | 21,32 | 28.3 | 80.2 | 14 - 58 | 33,21 | 30.1 | 75.2 |

ESTRUCTURA POR TAMAÑOS DE MERLUZA
01 - 02 DE DICIEMBRE DEL 2008



* Cifras preliminares, no oficiales