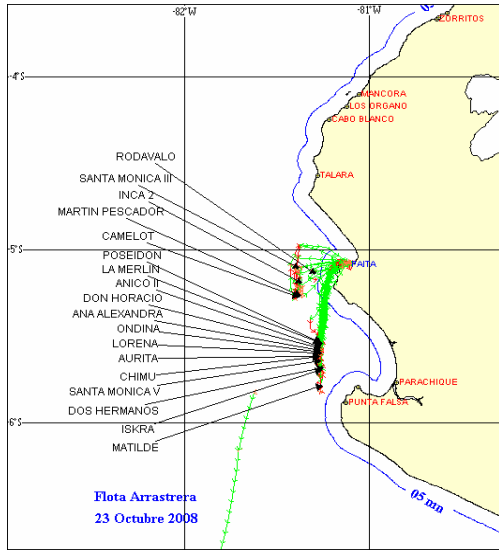




ZONAS DE PESCA DE MERLUZA

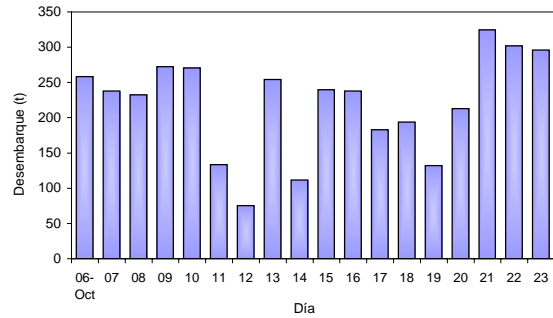


DESEMBARQUE (t) DE RECURSOS DEMERSALES DE LA FLOTA INDUSTRIAL

DIA	MERLUZA	OTROS DEMERSALES	TOTAL
01 al 15 Ene	1004.5	38.3	1042.8
16 al 31 Ene	1362.6	45.9	1408.4
01 al 15 Feb	1163.7	43.1	1206.8
16 al 23 Feb	815.7	29.5	845.2
01 al 30 Mar	79.1	0.0	79.1
01 al 15 Abr	0.0	0.0	0.0
16 al 30 Abr	1231.4	68.5	1299.9
01 al 15 May	1075.0	61.3	1136.3
16 al 31 Mayo	1654.4	87.2	1741.6
01 al 15 Jun	1212.0	55.2	1267.2
16 al 30 Jun	1145.2	55.6	1200.9
01 al 15 Jul	1418.3	76.0	1494.3
16 al 31 Jul	1508.2	93.2	1601.4
01 - 15 Ago	1605.0	75.4	1680.4
16 - 31 Ago	916.8	69.8	986.7
01 - 06 Sep	437.4	39.2	476.6
06 - 15 Oct	2085.8	56.1	2142.0
16-Oct	237.8	10.3	248.1
17-Oct	182.9	9.3	192.2
18-Oct	194.0	6.0	200.0
19-Oct	131.9	4.1	136.0
20-Oct	212.9	9.4	222.3
21-Oct	324.5	8.4	333.0
22-Oct	301.9	8.8	310.7
23-Oct	296.2	8.0	304.2
TOTAL	20597.2	958.8	21556.0
%	95.6	4.4	100.0

DESEMBARQUE (t) DE MERLUZA POR TIPO DE FLOTA

DIA	INDUSTRIAL			TOTAL
	EAC	EAME	EME	
01 al 15 Ene	565.7	438.8		1004.5
16 al 31 Ene	536.3	826.3		1362.6
01 al 15 Feb	528.8	634.9		1163.7
16 al 23 Feb	519.3	296.4		815.7
01 al 30 Mar	40.8	38.3		79.1
01 al 15 Abr	0.0	0.0		0.0
16 al 30 Abr	699.8	531.5		1231.4
01 al 15 May	558.8	516.2		1075.0
16 al 31 Mayo	973.9	680.5		1654.4
01 al 15 Jun	731.6	480.4		1212.0
16 al 30 Jun	672.4	472.8		1145.2
01 al 15 Jul	778.5	639.8		1418.3
16 al 31 Jul	821.2	687.0		1508.2
01 - 15 Ago	1219.0	386.1		1605.0
16 - 31 Ago	435.5	481.3		916.8
01 - 06 Sep	184.7	252.7		437.4
06 - 15 Oct	1263.6	822.3		2085.8
16-Oct	166.6	71.2		237.8
17-Oct	101.8	81.1		182.9
18-Oct	118.2	75.8		194.0
19-Oct	94.8	37.1		131.9
20-Oct	152.4	60.5		212.9
21-Oct	249.0	75.5		324.5
22-Oct	207.5	94.4		301.9
23-Oct	212.4	83.8		296.2
TOTAL	11832.5	8764.8	0.0	20597.2
%	57.4	42.6		100.0

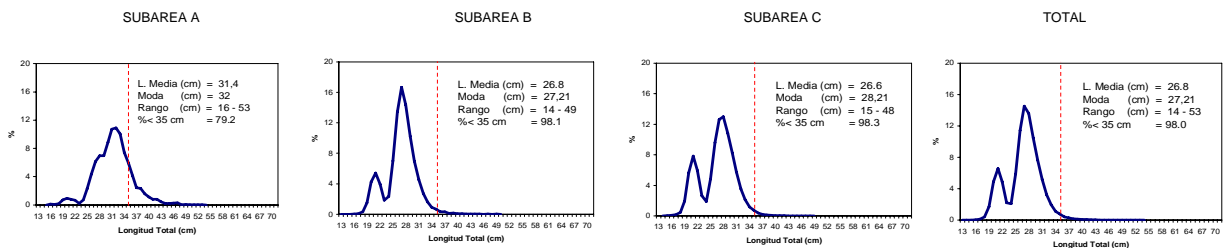


NUMERO DE EMBARCACIONES

DIA	EAC	EAME
16-Oct	17	3
17-Oct	15	3
18-Oct	10	3
19-Oct	7	1
20-Oct	12	2
21-Oct	17	3
22-Oct	16	3
23-Oct	18	3

DIA	EAC				EAME			
	RANGO	MODA	L MEDIA	% < DE 35 cm	RANGO	MODA	L MEDIA	% < DE 35 cm
16-Oct	15 - 47	27	26.6	99.2	17 - 39	27	27.3	98.6
17-Oct	15 - 45	27	25.8	99.4	19 - 40	27	25.9	99.2
18-Oct	15 - 44	28	26.1	99.7	17 - 40	27	26.1	99.0
19-Oct	16 - 42	28	26.3	98.7	17 - 43	27	26.8	99.4
20-Oct	15 - 40	21,29	26.2	98.9	15 - 45	27,20	27.4	97.8
21-Oct	14 - 42	29,21	27.3	98.7	16 - 50	27,22	27.2	97.3
22-Oct	16 - 40	21,28	26.1	99.4	16 - 42	21,27	25.5	98.8
23-Oct	16 - 41	23,29	25.4	98.9	15 - 43	30,27,20	26.6	99.1

ESTRUCTURA POR TAMAÑOS DE MERLUZA
06 - 23 DE OCTUBRE DEL 2008



* Cifras preliminares, no oficiales