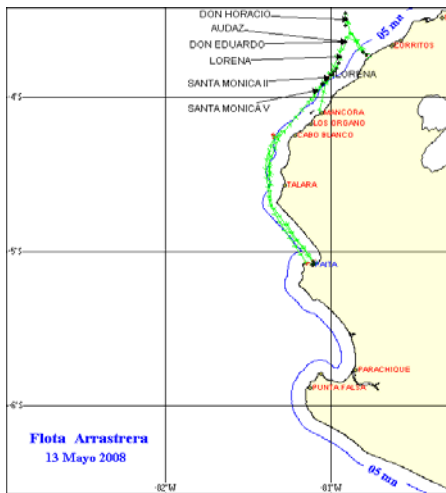




13 DE MAYO 2008

ZONAS DE PESCA DE MERLUZA

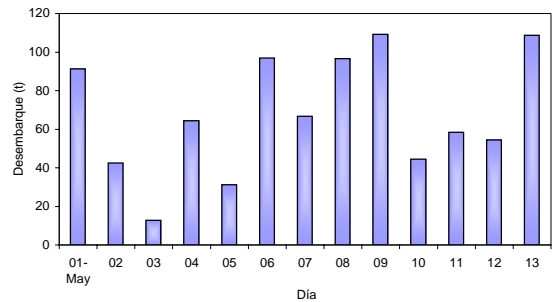


DESEMBARQUE (t) DE RECURSOS DEMERSALES DE LA FLOTA INDUSTRIAL

DIA	MERLUZA	OTROS DEMERSALES	TOTAL
01 al 15 Ene	1004.5	38.3	1042.8
16 al 31 Ene	1362.6	45.9	1408.4
01 al 15 Feb	1163.7	43.1	1206.8
16 al 23 Feb	815.7	29.5	845.2
01 al 30 Mar	0.0	0.0	0.0
01 al 15 Abr	0.0	0.0	0.0
16 al 30 Abr	1231.4	68.5	1299.9
01-May	91.3	5.2	96.5
02-May	42.5	2.8	45.3
03-May	12.8	2.4	15.2
04-May	64.4	4.9	69.3
05-May	31.2	2.2	33.3
06-May	96.9	4.5	101.4
07-May	66.7	3.5	70.2
08-May	96.5	5.2	101.7
09-May	109.2	6.4	115.6
10-May	44.5	1.4	45.9
11-May	58.4	2.3	60.7
12-May	54.4	1.7	56.1
13-May	108.7	3.5	112.3
TOTAL	6455.3	271.4	6726.7
%	96.0	4.0	100.0

DESEMBARQUE (t) DE MERLUZA POR TIPO DE FLOTA

DIA	INDUSTRIAL			TOTAL
	EAC	EAME	EME	
01 al 15 Ene	565.7	438.8		1004.5
16 al 31 Ene	536.3	826.3		1362.6
01 al 15 Feb	528.8	634.9		1163.7
16 al 23 Feb	519.3	296.4		815.7
01 al 30 Mar	0.0	0.0		0.0
01 al 15 Abr	0.0	0.0		0.0
16 al 30 Abr	699.8	531.5		1231.4
01-May	53.3	38.0		91.3
02-May	42.5	0.0		42.5
03-May	12.8	0.0		12.8
04-May	22.8	41.6		64.4
05-May	31.2	0.0		31.2
06-May	39.1	57.8		96.9
07-May	48.1	18.6		66.7
08-May	45.8	50.7		96.5
09-May	44.0	65.2		109.2
10-May	44.5	0.0		44.5
11-May	11.7	46.7		58.4
12-May	25.6	28.8		54.4
13-May	21.2	87.5		108.7
TOTAL	3292.5	3162.7	0.0	6455.3
%	51.0	49.0		100.0

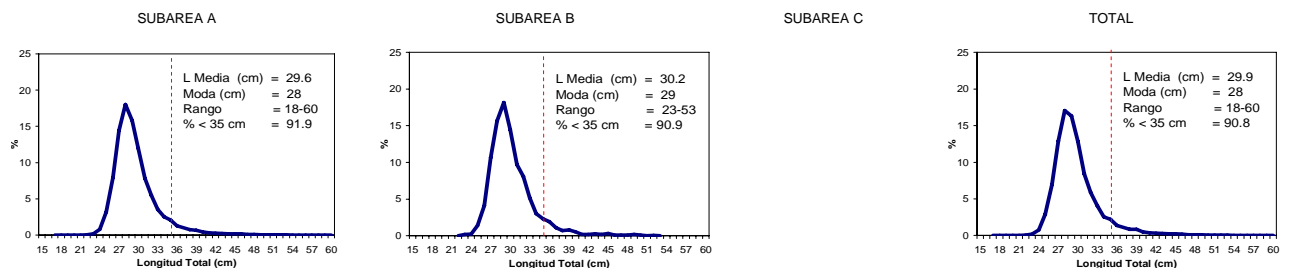


NUMERO DE EMBARCACIONES

DIA	EAC	EAME
01-May	6	1
02-May	6	
03-May	5	
04-May	4	1
05-May	4	
06-May	4	2
07-May	5	1
08-May	6	2
09-May	5	2
10-May	4	
11-May	1	1
12-May	2	1
13-May	2	3

DIA	EAC				EAME			
	RANGO	MODA	L.MEDIA	% < DE 35 cm	RANGO	MODA	L.MEDIA	% < DE 35 cm
01-May	23 - 47	28	29.1	96.6	23 - 57	28	29.2	96.2
02-May	19 - 50	28	28.6	96.3				
03-May	21 - 45	27	27.5	98.0				
04-May	19 - 47	28	28.6	95.3	21 - 56	28	29.4	94.9
05-May	20 - 51	28	29.6	92.0				
06-May	21 - 52	29	31.5	82.2	18 - 57	28	29.7	89.7
07-May	23 - 50	29	30.8	87.7	20 - 55	30	31.3	83.0
08-May	25 - 55	30	31.8	81.6	23 - 60	29	31.2	84.4
09-May	22 - 51	29	30.1	86.3	25 - 54	28	31.4	80.5
10-May	23 - 51	28	30.1	90.7				
11-May	23 - 48	28	28.5	98.4	22 - 48	30	30.9	86.9
12-May	22 - 47	28	29.0	94.4	25 - 48	28	29.1	95.4
13-May	19 - 55	28	29.6	92.2	18 - 60	28	29.7	91.4

ESTRUCTURA POR TAMAÑOS DE MERLUZA
01 - 13 DE MAYO DEL 2008



* Cifras preliminares, no oficiales