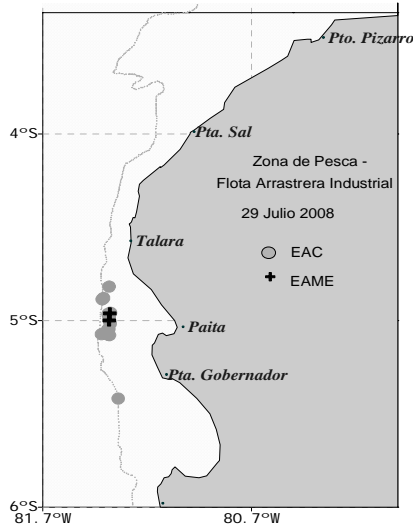




29 DE JULIO 2008

ZONAS DE PESCA DE MERLUZA

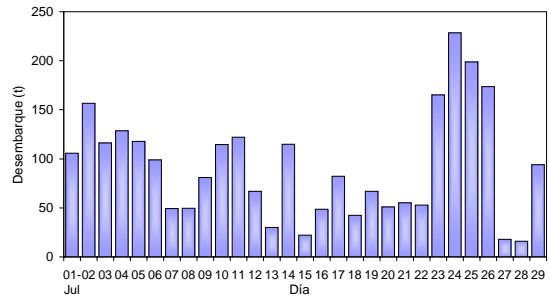


DESEMBARQUE (t) DE RECURSOS DEMERSALES DE LA FLOTA INDUSTRIAL

DIA	MERLUZA	OTROS DEMERSALES	TOTAL
01 al 15 Ene	1004.5	38.3	1042.8
16 al 31 Ene	1362.6	45.9	1408.4
01 al 15 Feb	1163.7	43.1	1206.8
16 al 23 Feb	815.7	29.5	845.2
01 al 30 Mar	0.0	0.0	0.0
01 al 15 Abr	0.0	0.0	0.0
16 al 30 Abr	1231.4	68.5	1299.9
01 al 15 May	1075.0	61.3	1136.3
16 al 31 May	1654.4	87.2	1741.6
01 al 15 Jun	1212.0	55.2	1267.2
16 al 30 Jun	1145.2	55.6	1200.9
01 al 15 Jul	1418.3	76.0	1494.3
16-Jul	48.5	13.4	61.9
17-Jul	82.2	6.4	88.6
18-Jul	42.4	3.5	45.9
19-Jul	66.9	5.5	72.4
20-Jul	50.8	3.2	54.0
21-Jul	55.2	7.0	62.3
22-Jul	53.0	3.5	56.5
23-Jul	165.2	6.5	171.8
24-Jul	228.5	20.1	248.6
25-Jul	198.7	5.1	203.8
26-Jul	173.7	7.9	181.6
27-Jul	18.0	0.6	18.6
28-Jul	16.0	0.7	16.8
29-Jul	94.1	2.5	96.6
TOTAL	13376.2	646.5	14022.8
%	95.4	4.6	100.0

DESEMBARQUE (t) DE MERLUZA POR TIPO DE FLOTA

DIA	INDUSTRIAL			TOTAL
	EAC	EAME	EME	
01 al 15 Ene	565.7	438.8		1004.5
16 al 31 Ene	536.3	826.3		1362.6
01 al 15 Feb	528.8	634.9		1163.7
16 al 23 Feb	519.3	296.4		815.7
01 al 30 Mar	0.0	0.0		0.0
01 al 15 Abr	0.0	0.0		0.0
16 al 30 Abr	699.8	531.5		1231.4
01 al 15 May	558.8	516.2		1075.0
16 - 31 Mayo	973.9	680.5		1654.4
01 - 15 Jun	731.6	480.4		1212.0
16 - 30 Jun	672.4	472.8		1145.2
01 - 15 Jul	788.5	629.8		1418.3
16-Jul	21.8	26.7		48.5
17-Jul	32.2	50.0		82.2
18-Jul	15.7	26.8		42.4
19-Jul	6.3	60.6		66.9
20-Jul	15.5	35.3		50.8
21-Jul	4.6	50.6		55.2
22-Jul	11.6	41.4		53.0
23-Jul	84.0	81.2		165.2
24-Jul	140.1	88.5		228.5
25-Jul	133.7	65.0		198.7
26-Jul	119.5	54.2		173.7
27-Jul	18.0	0.0		18.0
28-Jul	16.0	0.0		16.0
29-Jul	58.4	35.7		94.1
TOTAL	7252.5	6123.8	0.0	13376.2
%	54.2	45.8		100.0

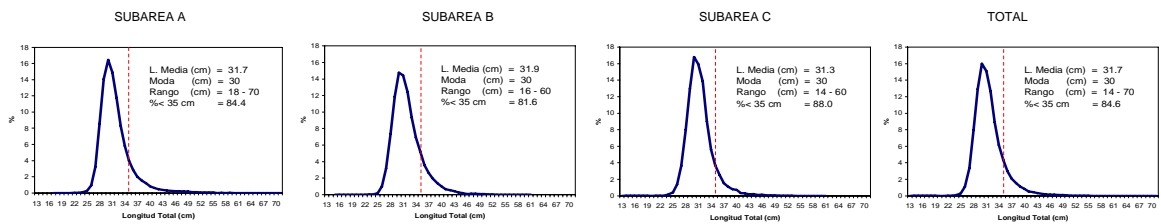


NUMERO DE EMBARCACIONES

DIA	EAC	EAME
16-Jul	4	1
17-Jul	3	2
18-Jul	2	1
19-Jul	1	2
20-Jul	1	1
21-Jul	2	3
22-Jul	2	1
23-Jul	7	4
24-Jul	11	4
25-Jul	8	2
26-Jul	9	2
27-Jul	2	
28-Jul	2	
29-Jul	5	1

DIA	EAC				EAME			
	RANGO	MODA	L.MEDIA	% < DE 35 cm	RANGO	MODA	L.MEDIA	% < DE 35 cm
16-Jul	23 - 51	30	31.5	86.6	25 - 54	30	33.8	66.3
17-Jul	25 - 50	29	30.5	91.4	24 - 60	31	31.8	82.9
18-Jul	23 - 48	29	30.0	96.0	23 - 62	30	34.0	66.8
19-Jul	25 - 44	30	31.9	82.0	26 - 55	31	33.1	74.2
20-Jul	21 - 51	29	31.2	88.6	25 - 47	30	32.0	79.3
21-Jul	23 - 56	31	32.6	79.0	23 - 58	30	32.5	77.5
22-Jul	25 - 50	31	32.3	79.4	16 - 50	32	32.7	74.3
23-Jul	15 - 49	30	30.6	91.9	17 - 50	30	30.9	89.8
24-Jul	14 - 60	30	30.6	91.3	14 - 56	30	31.0	88.5
25-Jul	16 - 53	31	32.1	83.9	25 - 48	30	31.7	86.5
26-Jul	15 - 51	32	32.2	81.6	26 - 42	30	31.7	87.4
27-Jul	24 - 52	31	31.7	86.9				
28-Jul	25 - 44	31	31.6	89.5				
29-Jul	16 - 46	30	31.3	91.4	25 - 44	31	30.9	93.0

ESTRUCTURA POR TAMAÑOS DE MERLUZA
01 - 29 DE JULIO DEL 2008



* Cifras preliminares, no oficiales