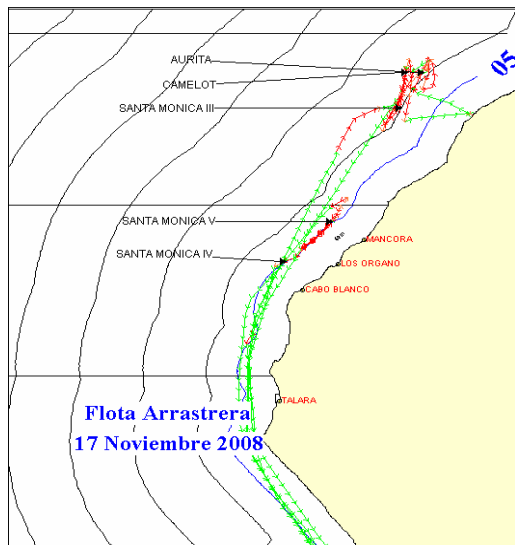




ZONAS DE PESCA DE MERLUZA

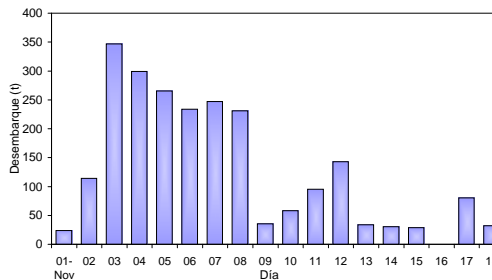


DESEMBARQUE (t) DE RECURSOS DEMERSALES DE LA FLOTA INDUSTRIAL

DIA	MERLUZA	OTROS DEMERSALES	TOTAL
01 al 15 Ene	1004.5	38.3	1042.8
16 al 31 Ene	1362.6	45.9	1408.5
01 al 15 Feb	1163.7	43.1	1206.8
16 al 23 Feb	815.7	29.5	845.2
01 al 30 Mar	79.1	0.0	79.1
01 al 15 Abr	0.0	0.0	0.0
16 al 30 Abr	1231.4	68.5	1299.9
01 al 15 May	1075.0	61.3	1136.3
16 al 31 Mayo	1654.4	87.2	1741.6
01 al 15 Jun	1212.0	55.2	1267.2
16 al 30 Jun	1145.2	55.6	1200.9
01 al 15 Jul	1418.3	76.0	1494.3
16 al 31 Jul	1508.2	93.2	1601.4
01 - 15 Ago	1605.0	75.4	1680.4
16 - 31 Ago	916.8	69.8	986.7
01 - 06 Sep	437.4	39.2	476.6
06 - 15 Oct	2085.8	56.1	2142.0
16 - 31 Oct	3878.6	116.5	3995.1
01-Nov	23.7	1.2	24.8
02-Nov	114.3	3.0	117.2
03-Nov	346.6	9.6	356.2
04-Nov	299.1	13.8	313.0
05-Nov	265.2	11.2	276.4
06-Nov	233.6	8.4	242.0
07-Nov	247.1	8.5	255.6
08-Nov	231.1	5.8	236.9
09-Nov	35.5	0.5	36.0
10-Nov	58.0	5.2	63.3
11-Nov	95.1	5.4	100.6
12-Nov	142.8	11.0	153.8
13-Nov	34.0	5.2	39.2
14-Nov	30.3	2.6	32.8
15-Nov	29.0	6.6	35.6
16-Nov			0.0
17-Nov	80.6	4.5	85.0
18-Nov	32.0	0.6	32.6
TOTAL	24891.5	1114.1	26005.6
%	95.7	4.3	100.0

DESEMBARQUE (t) DE MERLUZA POR TIPO DE FLOTA

DIA	INDUSTRIAL			TOTAL
	EAC	EAME	EME	
01 al 15 Ene	565.7	438.8		1004.5
16 al 31 Ene	536.3	826.3		1362.6
01 al 15 Feb	528.8	634.9		1163.7
16 al 23 Feb	519.3	296.4		815.7
01 al 30 Mar	40.8	38.3		79.1
01 al 15 Abr	0.0	0.0		0.0
16 al 30 Abr	699.8	531.5		1231.4
01 al 15 May	558.8	516.2		1075.0
16 al 31 Mayo	973.9	680.5		1654.4
01 al 15 Jun	731.6	480.4		1212.0
16 al 30 Jun	672.4	472.9		1145.2
01 al 15 Jul	778.5	639.8		1418.3
16 al 31 Jul	821.2	687.0		1508.2
01 - 15 Ago	1219.0	386.1		1605.0
16 - 31 Ago	435.5	481.3		916.8
01 - 06 Sep	184.7	252.7		437.4
06 - 15 Oct	1263.6	822.3		2085.8
16 - 31 Oct	2684.7	1193.9		3878.6
01-Nov	23.7	0.0		23.7
02-Nov	77.4	36.9		114.3
03-Nov	256.8	99.8		346.6
04-Nov	255.2	43.9		299.1
05-Nov	172.8	92.4		265.2
06-Nov	150.4	83.1		233.6
07-Nov	148.3	98.8		247.1
08-Nov	146.2	84.9		231.1
09-Nov	0.0	35.5		35.5
10-Nov	21.6	36.5		58.0
11-Nov	57.4	37.8		95.1
12-Nov	37.1	105.7		142.8
13-Nov	32.7	1.2		34.0
14-Nov	2.7	27.6		30.3
15-Nov	7.5	21.5		29.0
16-Nov				0.0
17-Nov	23.3	57.3		80.6
18-Nov		32.0		32.0
TOTAL	14627.5	10264.0	0.0	24891.5
%	58.8	41.2		100.0

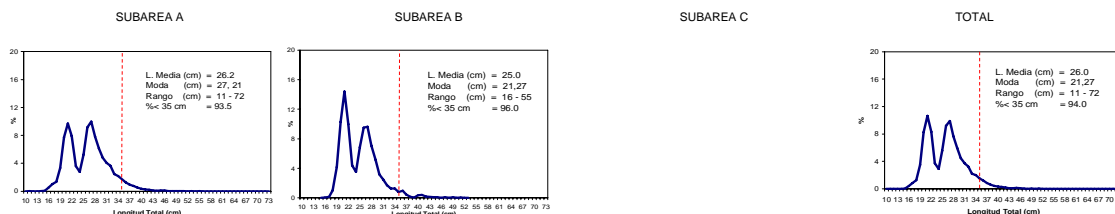


NUMERO DE EMBARCACIONES

DIA	EAC	EAME
01-Nov	2	1
02-Nov	6	1
03-Nov	16	3
04-Nov	17	2
05-Nov	17	3
06-Nov	17	3
07-Nov	15	4
08-Nov	12	3
09-Nov		1
10-Nov	1	1
11-Nov	6	1
12-Nov	7	3
13-Nov	10	1
14-Nov	1	2
15-Nov	2	1
16-Nov		2
17-Nov	2	2
18-Nov		1

DIA	EAC				EAME			
	RANGO	MODA	L.MEDIA	% < DE 35 cm	RANGO	MODA	L.MEDIA	% < DE 35 cm
01-Nov	17 - 41	21,27	26,2	96,7				
02-Nov	16 - 41	21,28	25,0	99,1	18 - 37	28,22	27,1	99,1
03-Nov	14 - 45	21,27	24,5	99,3	17 - 39	28,21	26,6	98,2
04-Nov	16 - 41	28,21	26,4	98,6	17 - 37	22,27	26,3	98,4
05-Nov	15 - 43	21,27	25,5	98,7	17 - 51	27,21	26,9	96,2
06-Nov	15 - 42	28,20	25,9	98,7	15 - 38	28,22	27,6	98,8
07-Nov	15 - 41	28,21	26,6	98,8	16 - 47	27,21	26,1	98,4
08-Nov	16 - 39	28,21	26,9	99,2	16 - 38	28,22	27,5	99,0
09-Nov					19 - 41	27,21	25,4	98,5
10-Nov	15 - 72	27,21	27,5	92,2	13 - 50	27,21	26,3	96,5
11-Nov	16 - 58	27,21	27,4	91,8	15 - 57	21,27	24,1	95,7
12-Nov	16 - 45	21,27	25,4	94,4	11 - 49	26,21	26,2	92,8
13-Nov	15 - 48	21,27	25,7	95,7	15 - 41	21,26	23,8	97,3
14-Nov	16 - 52	28,22	28,0	93,9	16 - 51	21,26	26,3	89,2
15-Nov	18 - 41	26,22	27,2	97,2	15 - 57	21,26	25,1	89,4
16-Nov								
17-Nov					15 - 56	27,22	27,4	91,4
18-Nov	17 - 42	21,26	24,1	98,1	15 - 48	22,26	24,5	96,8

ESTRUCTURA POR TAMAÑOS DE MERLUZA
09 - 18 DE NOVIEMBRE DEL 2008



* Cifras preliminares, no oficiales