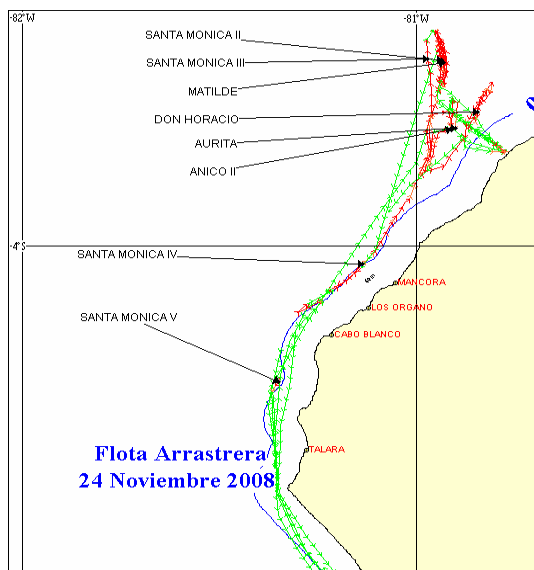




24 DE NOVIEMBRE 2008

ZONAS DE PESCA DE MERLUZA

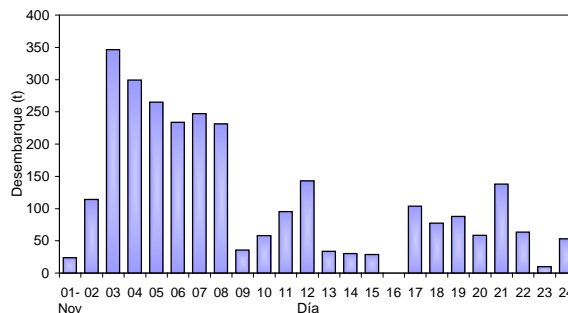


DESEMBARQUE (t) DE RECURSOS DEMERSALES DE LA FLOTA INDUSTRIAL

DIA	MERLUZA	OTROS DEMERSALES	TOTAL
01 al 15 Ene	1004.5	38.3	1042.8
16 al 31 Ene	1362.6	45.9	1408.4
01 al 15 Feb	1163.7	43.1	1206.8
16 al 23 Feb	815.7	29.5	845.2
01 al 30 Mar	79.1	0.0	79.1
01 al 15 Abr	0.0	0.0	0.0
16 al 30 Abr	1231.4	68.5	1299.9
01 al 15 May	1075.0	61.3	1136.3
16 al 31 Mayo	1654.4	87.2	1741.6
01 al 15 Jun	1212.0	55.2	1267.2
16 al 30 Jun	1145.2	55.6	1200.9
01 al 15 Jul	1418.3	76.0	1494.3
16 al 31 Jul	1508.2	93.2	1601.4
01 - 15 Ago	1605.0	75.4	1680.4
16 - 31 Ago	916.8	69.8	986.7
01 - 06 Sep	437.4	39.2	476.6
06 - 15 Oct	2085.8	56.1	2142.0
16 - 31 Oct	3878.6	116.5	3995.1
01 - 15 Nov	2185.3	98.1	2283.4
16-Nov	0.0	0.0	0.0
17-Nov	103.6	10.5	114.1
18-Nov	77.2	2.1	79.2
19-Nov	87.9	7.5	95.4
20-Nov	58.8	4.0	62.8
21-Nov	137.8	4.6	142.4
22-Nov	63.4	2.8	66.1
23-Nov	9.7	1.8	11.5
24-Nov	52.9	2.7	55.6
TOTAL	25370.2	1145.0	26515.2
%	95.7	4.3	100.0

DESEMBARQUE (t) DE MERLUZA POR TIPO DE FLOTA

DIA	INDUSTRIAL			TOTAL
	EAC	EAME	EME	
01 al 15 Ene	565.7	438.8		1004.5
16 al 31 Ene	536.3	826.3		1362.6
01 al 15 Feb	528.8	634.9		1163.7
16 al 23 Feb	519.3	296.4		815.7
01 al 30 Mar	40.8	38.3		79.1
01 al 15 Abr	0.0	0.0		0.0
16 al 30 Abr	699.8	531.5		1231.4
01 al 15 May	558.8	516.2		1075.0
16 al 31 Mayo	973.9	680.5		1654.4
01 al 15 Jun	731.6	480.4		1212.0
16 al 30 Jun	672.4	472.8		1145.2
01 al 15 Jul	778.5	639.8		1418.3
16 al 31 Jul	821.2	687.0		1508.2
01 - 15 Ago	1219.0	386.1		1605.0
16 - 31 Ago	435.5	481.3		916.8
01 - 06 Sep	184.7	252.7		437.4
06 - 15 Oct	1263.6	822.3		2085.8
16 - 31 Oct	2684.7	1193.9		3878.6
01 - 15 Nov	1389.8	795.5		2185.3
16-Nov	0.0	0.0		0.0
17-Nov	46.4	57.3		103.6
18-Nov	1.2	76.0		77.2
19-Nov	62.2	25.8		87.9
20-Nov	27.5	31.2		58.8
21-Nov	53.6	84.3		137.8
22-Nov	41.4	21.9		63.4
23-Nov	9.7	0.0		9.7
24-Nov	38.6	14.3		52.9
TOTAL	14884.7	10485.5	0.0	25370.2
%	58.7	41.3		100.0



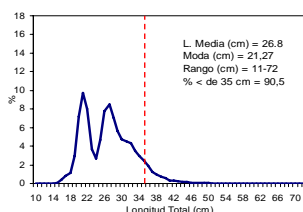
NUMERO DE EMBARCACIONES

DIA	EAC	EAME
16-Nov		
17-Nov	4	2
18-Nov	1	2
19-Nov	6	1
20-Nov	6	1
21-Nov	4	2
22-Nov	6	1
23-Nov	3	
24-Nov	1	2

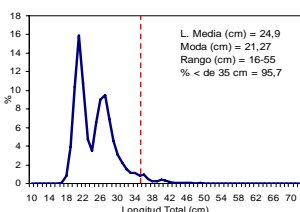
DIA	EAC				EAME			
	RANGO	MODA	L.MEDIA	% < DE 35 cm	RANGO	MODA	L.MEDIA	% < DE 35 cm
16-Nov								
17-Nov	17 - 42	21,26	24.1	98.1	15 - 56	27,22	27.4	91.4
18-Nov	15 - 55	21	26.3	89.4	18 - 61	28	27.6	90.0
19-Nov	15 - 52	21	24.1	95.9	15 - 59	22	27.4	86.5
20-Nov	16 - 45	21	25.7	95.3	18 - 55	31	31.1	75.6
21-Nov	17 - 63	33	30.0	79.9				
22-Nov	16 - 54	31,27,21	29.6	80.8	18 - 56	32,29,21	30.5	82.0
23-Nov	16 - 53	32,28,22	30.8	76.1	15 - 50	27	29.3	76.8
24-Nov	18 - 50	28	27.7	88.8	18 - 47	28	27.0	95.0

ESTRUCTURA POR TAMAÑOS DE MERLUZA
09 - 24 DE NOVIEMBRE DEL 2008

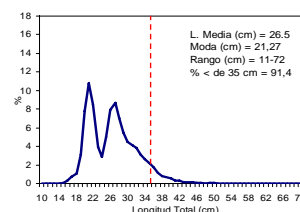
SUBAREA A



SUBAREA B



SUBAREA C



TOTAL

* Cifras preliminares, no oficiales