INSTITUTO DEL MAR DEL PERU

DIRECCIÓN CIENTIFICA

DIRECCION DE INVESTIGACIONES EN RECURSOS DEMERSALES Y LITORALES

UNIDAD DE INVESTIGACIONES EN PECES DEMERSALES BENTONICOS Y LITORALES

REGIMEN PROVISIONAL DE PESCA DEL RECURSO MERLUZA
R.M.N° 536-2009-PRODUCE

13 DE FEBRERO DE 2010

ZONAS DE PESCA DE MERLUZA

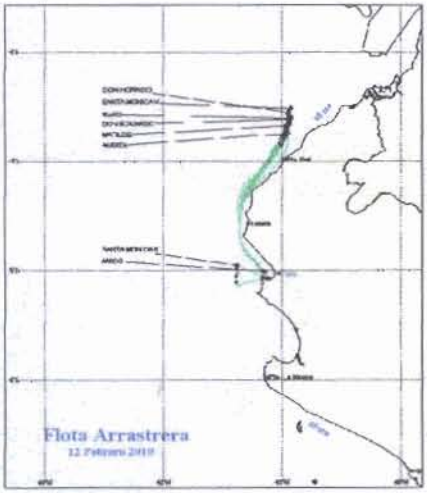

DESEMBARQUE (t) DE RECURSOS DEMERSALES DE LA FLOTA INDUSTRIAL

DIA	MERLUZA	OTROS DEMERSALES	TOTAL
01 - 15 Ene	1514.1	83.3	1597.4
16 - 31 Ene	2003.8	107.6	2111.3
01 - Feb	118.1	6.2	124.3
02 - Feb	116.2	4.9	121.2
03 - Feb	136.0	14.4	150.4
04 - Feb	153.6	5.9	159.5
05 - Feb	126.1	6.1	132.1
06 - Feb	76.7	4.5	81.2
07 - Feb	87.5	3.3	90.8
08 - Feb	84.4	5.5	90.0
09 - Feb	70.9	4.6	75.5
10 - Feb	159.4	8.7	168.1
11 - Feb	122.6	5.1	127.7
12- Feb	117.0	6.5	123.6
13 - Feb	195.7	9.8	205.5
TOTAL	5082	276	5359
%	94.8	5.2	100.0

DESEMBARQUE (t) DE MERLUZA POR TIPO DE FLOTA

DIA	INDUSTRIAL			TOTAL
	EAC	EAME	ENE	
01 - 15 Ene	1064.7	449.4		1514.1
16 - 31 Ene	1074.2	929.6		2003.8
01 - Feb	59.2	58.8		118.1
02 - Feb	58.2	58.0		116.2
03 - Feb	100.8	35.2		136.0
04 - Feb	58.2	95.5		153.6
05 - Feb	53.6	72.4		126.1
06 - Feb	52.0	24.7		76.7
07 - Feb	15.8	71.7		87.5
08 - Feb	62.3	22.1		84.4
09 - Feb	56.3	14.6		70.9
10 - Feb	69.5	89.9		159.4
11 - Feb	95.2	27.4		122.6
12- Feb	41.2	75.9		117.0
13 - Feb	124.2	71.4		195.7
TOTAL	2985.4	2096.6	0.0	5082.0
%	58.7	41.3	0.0	100.0

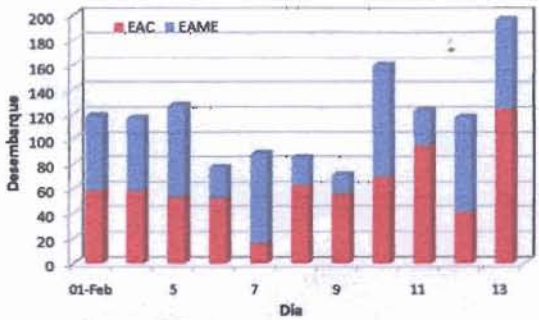

Desembarque diario (t) de merluza por tipo de flota

NÚMERO DE EMBARCACIONES

DIA	EAC	EAME
01 - Feb	6	2
02 - Feb	8	2
03 - Feb	10	1
04 - Feb	7	3
05 - Feb	6	3
06 - Feb	6	1
07 - Feb	2	2
08 - Feb	5	1
09 - Feb	8	1
10 - Feb	6	3
11 - Feb	6	1
12 - Feb	3	2
13 - Feb	10	2

DIA	EAC				EAME			
	RANGO	MODA	L.MEDIA	% < DE 35 cm	RANGO	MODA	L.MEDIA	% < DE 35 cm
01 - Feb	18 - 43	23,28	24.9	97.6	20 - 44	30 y 24	27.9	96.3
02 - Feb	19 - 47	22,30	26.4	96.8	18 - 53	23 y 29	25.8	96.4
03 - Feb	16 - 45	24,27	26.5	98.1	19 - 43	23	23.9	99.1
04 - Feb	17 - 40	24.0	25.1	99.1	20 - 43	23 y 29	25.2	97.9
05 - Feb	19 - 47	23,28	26.0	97.8	20 - 45	24,31	25.4	99.0
06 - Feb	18 - 46	23,27,31	26.1	98.1	21 - 46	30	30.3	97.6
07 - Feb	19 - 39	29,27	27.6	98.0	21 - 49	30,35,24	30.6	93.3
08 - Feb	20 - 47	30	30.0	92.8	21 - 45	30,23,36	29.6	96.7
09 - Feb	19 - 47	30,26	29.3	94.5	20 - 43	24	24.1	99.3
10 - Feb	20 - 46	30	29.5	93.3	20 - 48	31	29.1	94.3
11 - Feb	20 - 45	29,26	28.6	95.6	21 - 44	30,36,25	30.5	90.5
12 - Feb	20 - 45	31	30.8	91.9	20 - 54	23,31	26.8	97.1
13 - Feb	19 - 50	30,26	28.4	95.6	18 - 45	27,33	28.5	95.3

ESTRUCTURA POR TAMANOS DE MERLUZA POR SUBAREAS
Al 13 DE FEBRERO DE 2010

Subárea A

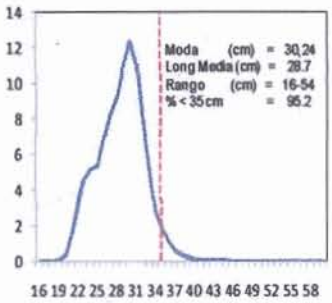

Subárea B

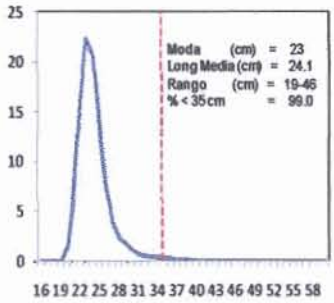

Subárea C

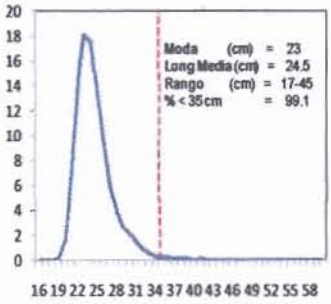

TOTAL

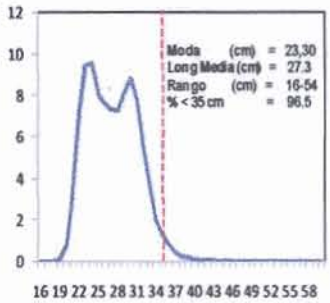

* Cifras preliminares, no oficiales